
Sismic Documentation

Release 1.6.2

Alexandre Decan

Apr 12, 2021

OVERVIEW

1	About	3
2	Features	5
2.1	Installation	6
2.2	Statecharts definition	6
2.3	Statecharts visualization	13
2.4	Statecharts execution	16
2.5	Include code in statecharts	23
2.6	Design by Contract for statecharts	29
2.7	Monitoring properties	31
2.8	Behavior-Driven Development	36
2.9	Statechart unit testing	43
2.10	Dealing with time	45
2.11	Running multiple statecharts	50
2.12	Integrate statecharts into your code	55
2.13	Credits	65
2.14	Changelog	66
2.15	API Reference	79
3	Credits	107
	Python Module Index	109
	Index	111

ABOUT

Statecharts are a well-known visual modeling language for specifying the executable behavior of reactive event-based systems. The essential complexity of statechart models solicits the need for advanced model testing and validation techniques. Sismic is a statechart library for Python (version 3.5 or higher) providing a set of tools to define, validate, simulate, execute and test statecharts. *Sismic* is a recursive acronym that stands for *Sismic Interactive Statechart Model Interpreter and Checker*.

Sismic is mainly developed by Dr. Alexandre Decan as part of his research activities at the [Software Engineering Lab](#) of the [University of Mons](#). Sismic is released as open source under the [GNU Lesser General Public Licence](#) version 3.0 (LGPLv3).

The scientific article [A method for testing and validating executable statechart models](#), published in 2018 in the Springer Software & Systems Modeling journal, describes the method and techniques for modeling, testing and validating statecharts, as supported by Sismic.

FEATURES

Sismic provides the following features:

- An easy way to define and to import statecharts, based on the human-friendly YAML markup language
- A statechart interpreter offering a discrete, step-by-step, and fully observable simulation engine
- Fully controllable simulation clock, with support for real and simulated time
- Built-in support for expressing actions and guards using regular Python code, can be easily extended to other programming languages
- A design-by-contract approach for statecharts: contracts can be specified to express invariants, pre- and post-conditions on states and transitions
- Runtime checking of behavioral properties expressed as statecharts
- Built-in support for behavior-driven development
- Support for communication between statecharts
- Synchronous and asynchronous executions
- Statechart visualization using [PlantUML](#)

The semantics of the statechart interpreter is based on the specification of the SCXML semantics (with a few exceptions), but can be easily tuned to other semantics. Sismic statecharts provides full support for the majority of the UML 2 statechart concepts:

- simple states, composite states, orthogonal (parallel) states, initial and final states, shallow and deep history states
- state transitions, guarded transitions, automatic (eventless) transitions, internal transitions and transition priorities
- statechart variables and their initialisation
- state entry and exit actions, transition actions
- internal and external events, parametrized events, delayed events

2.1 Installation

2.1.1 Using pip

Sismic requires Python ≥ 3.5 , and can be installed using `pip` as usual: `pip install sismic`. This will install the latest stable version. Starting from release 1.0.0, Sismic adheres to a [semantic versioning](#) scheme.

You can isolate Sismic installation by using virtual environments:

1. Get the tool to create virtual environments: `pip install virtualenv`
2. Create the environment: `virtualenv -p python3.5 env`
3. Jump into: `source env/bin/activate`
4. Install Sismic: `pip install sismic`

Consider using `pew` or `pipenv` to manage your virtual environments.

The development version can also be installed directly from its git repository: `pip install git+git://github.com/AlexandreDecan/sismic.git`

2.1.2 From GitHub

You can also install Sismic from its repository by cloning it.

1. Get the tool to create virtual environments: `pip install virtualenv`
2. Create the environment: `virtualenv -p python3.5 env`
3. Jump into: `source env/bin/activate`
4. Clone the repository: `git clone https://github.com/AlexandreDecan/sismic`
5. Install Sismic: `pip install .` or `pip install -e .` (editable mode)
6. Install test dependencies: `pip install -r requirements.txt`

Sismic is now available from the root directory. Its code is in the `sismic` directory. The documentation can be built from the `docs` directory using `make html`.

Tests are available both for the code and the documentation:

- `make doctest` in the `docs` directory (documentation tests)
- `python -m pytest tests/` from the root directory (code tests)

2.2 Statecharts definition

2.2.1 About statecharts

Statecharts are a well-known visual language for modeling the executable behavior of complex reactive event-based systems. They were invented in the 1980s by David Harel, and have gained a more widespread adoption since they became part of the UML modeling standard.

Statecharts offer more sophisticated modeling concepts than the more classical state diagrams of finite state machines. For example, they support hierarchical composition of states, orthogonal regions to express parallel execution, guarded transitions, and actions on transitions or states. Different flavours of executable semantics for statecharts have been proposed in the literature and in existing tools.

2.2.2 Defining statecharts in YAML

Because Sismic is supposed to be independent of a particular visual modeling tool, and easy to integrate in other programs without requiring the implementation of a visual notation, statecharts are expressed using YAML, a human-friendly textual notation (the alternative of using something like SCXML was discarded because its notation is too verbose and not really “human-readable”).

This section explains how the elements that compose a valid statechart in Sismic can be defined using YAML. If you are not familiar with YAML, have a look at [YAML official documentation](#).

See also:

While statecharts can be defined in YAML, they can be defined in pure Python too. Moreover, *Statechart* instances exhibit several methods to query and manipulate statecharts (e.g.: *rename_state()*, *rotate_transition()*, *copy_from_statechart()*, etc.). Consider looking at *Statechart* API for more information.

See also:

Experimental import/export support for AMOLA specifications of statecharts is available as an extension of Sismic. AMOLA is notably used in [ASEME IDE](#), which can be used to graphically create, edit and visualize statecharts. More information on extensions.

Statechart

The root of the YAML file **must** declare a statechart:

```
statechart:
  name: Name of the statechart
  description: Description of the statechart
  root state:
    [...]
```

The *name* and the *root state* keys are mandatory, the *description* is optional. The *root state* key contains a state definition (see below). If specific code needs to be executed during initialization of the statechart, this can be specified using *preamble*. In this example, the code is written in Python.

```
statechart:
  name: statechart containing initialization code
  preamble: x = 1
```

Code can be written on multiple lines as follows:

```
preamble: |
  x = 1
  y = 2
```

States

A statechart must declare a root state. Each state consist of at least a mandatory *name*. Depending on the state type, other optional fields can be declared.

```
statechart:
  name: statechart with defined state
  root state:
    name: root
```

Entry and exit actions

For each declared state, the optional *on entry* and *on exit* fields can be used to specify the code that has to be executed when entering and leaving the state:

```
- name: s1
  on entry: x += 1
  on exit: |
    x -= 1
    y = 2
```

Final states

A *final state* can be declared by specifying *type: final*:

```
- name: s1
  type: final
```

Shallow and deep history states

History states can be declared as follows:

- *type: shallow history* to declare a *shallow history state*;
- *type: deep history* to declare a *deep history state*.

```
- name: history state
  type: shallow history
```

A history state can optionally declare a default initial memory using *memory*. Importantly, the *memory* value **must** refer to a parent's substate.

```
- name: history state
  type: deep history
  memory: s1
```

Composite states

A state that is neither a final state nor a history state can contain nested states. Such a state is commonly called a *composite state*.

```
- name: composite state
  states:
    - name: nested state 1
    - name: nested state 2
      states:
        - name: nested state 2a
```

A composite state can define its initial state using *initial*.

```
- name: composite state
  initial: nested state 1
  states:
```

(continues on next page)

(continued from previous page)

```

- name: nested state 1
- name: nested state 2
  initial: nested state 2a
  states:
    - name: nested state 2a

```

Note: Unlike UML, but similarly to SCXML, Sismic does not explicitly represent the concept of *region*. A region is essentially a logical set of nested states, and thus can be viewed as a specialization of a composite state.

Orthogonal states

Orthogonal states (sometimes referred as *parallel states*) allow to specify multiple nested statecharts running in parallel. They must declare their nested states using *parallel states* instead of *states*.

```

statechart:
  name: statechart containing multiple orthogonal states
  root state:
    name: processes
    parallel states:
      - name: process 1
      - name: process 2

```

Transitions

Transitions between states, compound states and parallel states can be declared with the *transitions* field. Transitions typically specify a target state using the *target* field:

```

- name: state with transitions
  transitions:
    - target: other state

```

Other optional fields can be specified for a transition: a *guard* (a Boolean expression that will be evaluated to determine if the transition can be followed), an *event* (name of the event that will trigger the transition), an *action* (code that will be executed if the transition is processed). Here is a full example of a transition specification:

```

- name: state with an outgoing transition
  transitions:
    - target: some other state
      event: click
      guard: x > 1
      action: print('Hello World!')

```

One type of transition, called an *internal transition*, does not require to declare a *target*. Instead, it **must** either define an event or define a guard to determine when it should become active (otherwise, infinite loops would occur during simulation or execution).

Notice that such a transition does not trigger the *on entry* and *on exit* of its state, and can thus be used to model an *internal action*.

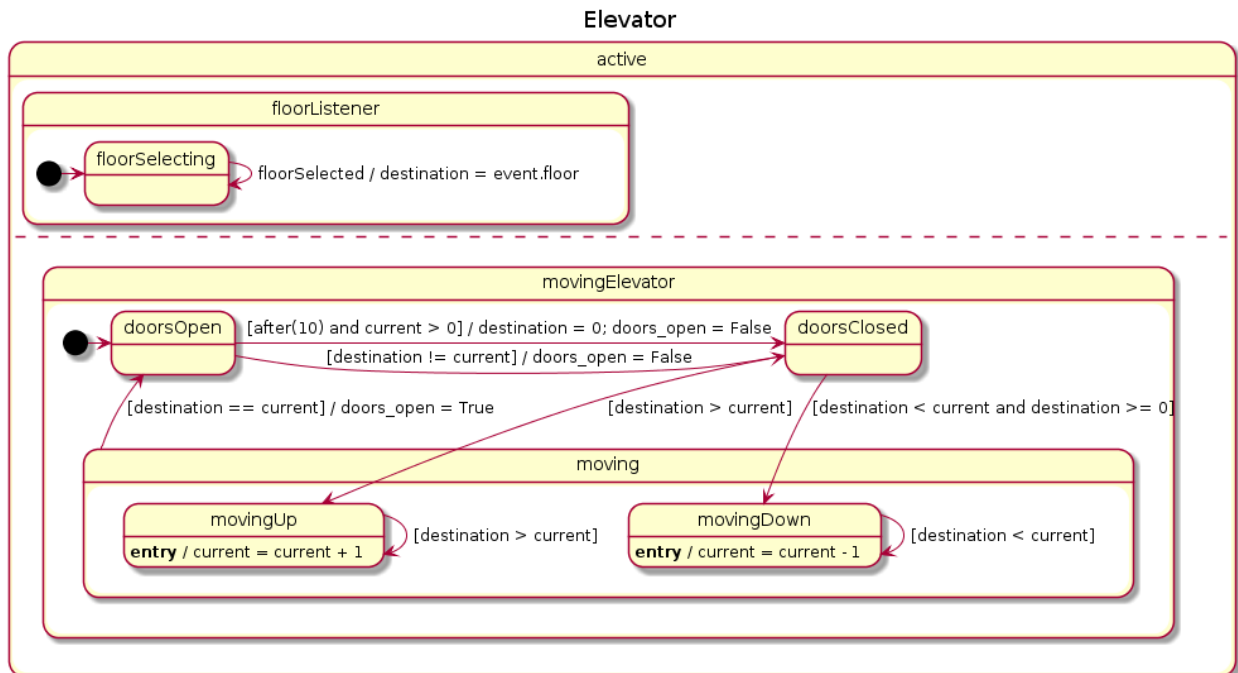
Priorities can be set for transitions using the *priority* property. By default, all transitions have a priority of 0. A priority can be any integer, or *low* (equivalent to -1) or *high* (equivalent to 1).

Note: Transition priorities are considered after the default semantics of Sismic, i.e., after the eventless transition first and inner-first/source state semantics. Because of this, transition priorities cannot be used to, e.g., give priority to a transition with event versus a transition without event.

Statechart examples

Elevator

The Elevator statechart is one of the running examples in this documentation. Its visual description generated from Sismic using PlantUML looks as follows:



The corresponding YAML description is given below.

```
statechart:
  name: Elevator
  preamble: |
    current = 0
    destination = 0
    doors_open = True
  root state:
    name: active
    parallel states:
      - name: movingElevator
        initial: doorsOpen
        states:
          - name: doorsOpen
            transitions:
              - target: doorsClosed
                guard: destination != current
                action: doors_open = False
```

(continues on next page)

(continued from previous page)

```

- target: doorsClosed
  guard: after(10) and current > 0
  action: |
    destination = 0
    doors_open = False
- name: doorsClosed
  transitions:
  - target: movingUp
    guard: destination > current
  - target: movingDown
    guard: destination < current and destination >= 0
- name: moving
  transitions:
  - target: doorsOpen
    guard: destination == current
    action: doors_open = True
  states:
  - name: movingUp
    on entry: current = current + 1
    transitions:
    - target: movingUp
      guard: destination > current
  - name: movingDown
    on entry: current = current - 1
    transitions:
    - target: movingDown
      guard: destination < current
- name: floorListener
  initial: floorSelecting
  states:
  - name: floorSelecting
    transitions:
    - target: floorSelecting
      event: floorSelected
      action: destination = event.floor

```

Other examples

Some other examples can be found in the Git repository of the project, in [docs/examples](#).

2.2.3 Importing and validating statecharts

The *Statechart* class provides several methods to construct, to query and to manipulate a statechart. A YAML definition of a statechart can be easily imported to a *Statechart* instance. The module *sismic.io* provides a convenient loader *import_from_yaml()* which takes a textual YAML definition of a statechart and returns a *Statechart* instance.

```
sismic.io.import_from_yaml(text=None, filepath=None, *, ignore_schema=False, ignore_validation=False)
```

Import a statechart from a YAML representation (first argument) or a YAML file (filepath argument).

Unless specified, the structure contained in the YAML is validated against a predefined schema (see *sismic.io.SCHEMA*), and the resulting statechart is validated using its *validate()* method.

Parameters

- **text** (Optional[str]) – A YAML text. If not provided, filepath argument has to be provided.
- **filepath** (Optional[str]) – A path to a YAML file.
- **ignore_schema** (bool) – set to *True* to disable yaml validation.
- **ignore_validation** (bool) – set to *True* to disable statechart validation.

Return type Statechart

Returns a *Statechart* instance

For example:

```
from sismic.io import import_from_yaml
from sismic.model import Statechart

with open('examples/elevator/elevator.yaml') as f:
    statechart = import_from_yaml(f)
    assert isinstance(statechart, Statechart)
```

The function also supports importing from a given filepath:

```
statechart = import_from_yaml(filepath='examples/elevator/elevator.yaml')
assert isinstance(statechart, Statechart)
```

The parser performs several checks using *Statechart*'s *validate* method. It also does an automatic validation against some kind of schema to prevent erroneous keys. See [schema library](#) for more information about the semantics.

```
class SCHEMA:
    contract = {schema.Or('before', 'after', 'always'): schema.Use(str)}

    transition = {
        schema.Optional('target'): schema.Use(str),
        schema.Optional('event'): schema.Use(str),
        schema.Optional('guard'): schema.Use(str),
        schema.Optional('action'): schema.Use(str),
        schema.Optional('contract'): [contract],
        schema.Optional('priority'): schema.Or(schema.Use(int), 'high', 'low'),
    }

    state = dict() # type: ignore
    state.update({
        'name': schema.Use(str),
        schema.Optional('type'): schema.Or('final', 'shallow history', 'deep history
→'),
        schema.Optional('on entry'): schema.Use(str),
        schema.Optional('on exit'): schema.Use(str),
        schema.Optional('transitions'): [transition],
        schema.Optional('contract'): [contract],
        schema.Optional('initial'): schema.Use(str),
        schema.Optional('parallel states'): [state],
        schema.Optional('states'): [state],
        schema.Optional('memory'): schema.Use(str),
    })

    statechart = {
        'statechart': {
            'name': schema.Use(str),
```

(continues on next page)

(continued from previous page)

```

    schema.Optional('description'): schema.Use(str),
    schema.Optional('preamble'): schema.Use(str),
    'root state': state,
  }
}

```

2.3 Statecharts visualization

Sismic is not bundle with any graphical tool that can be used to edit or even view a statechart. Module `sismic.io` contains routines that can be used to (import and) export statecharts to other formats, some of them being used by third-party tools that support visualising (or editing) statecharts.

Notably, module `sismic.io` contains a function `export_to_plantuml()` that exports a given statechart to PlantUML, a tool based on graphviz that can automatically render statecharts (to some extent). An online version of PlantUML can be found [here](#).

Function `export_to_plantuml()` can be directly called from the command-line without having to run a Python interpreter, through the `sismic-plantuml` (or `python -m sismic.io.plantuml`) command-line interface.

```

usage: sismic-plantuml [-h] [--based-on based] [--show-description]
                    [--show-preamble] [--show-state-contracts]
                    [--show-transition-contracts] [--hide-state-action]
                    [--hide-name] [--hide-transition-action]
                    statechart

Command-line utility to export Sismic statecharts to plantUML.
See sismic.io.export_to_plantuml for more informations.

positional arguments:
statechart                A YAML file describing a statechart

optional arguments:
-h, --help                show this help message and exit
--based-on based          A previously exported PlantUML representation
                        for this statechart
--show-description        Show statechart description
--show-preamble           Show statechart preamble
--show-state-contracts    Show state contracts
--show-transition-contracts Show transition contracts
--hide-state-action       Hide state action
--hide-name               Hide statechart name
--hide-transition-action  Hide transition action

```

For example, the elevator statechart presented in the previous section can be exported to the following PlantUML excerpt.

```

@startuml
title Elevator
state "active" as active {
  state "floorListener" as floorListener {
    [*] -right-> floorSelecting
    state "floorSelecting" as floorSelecting {
      floorSelecting --> floorSelecting : floorSelected / destination = event.floor
    }
  }
}

```

(continues on next page)

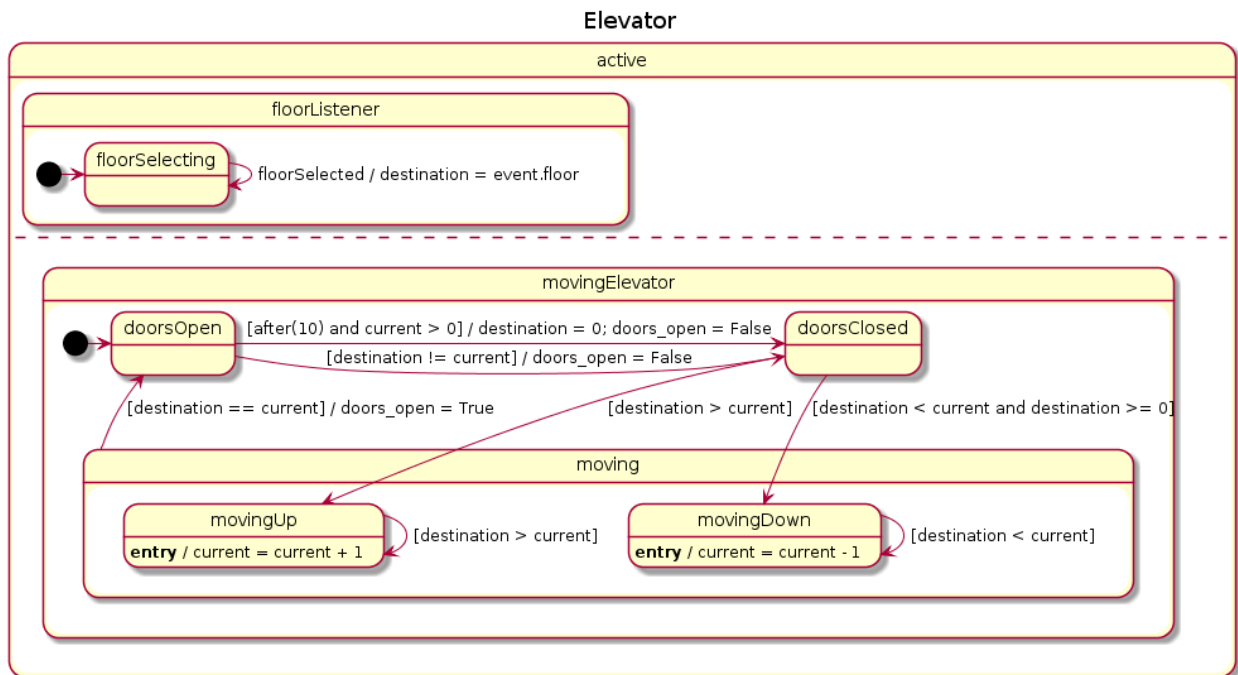
(continued from previous page)

```

}
--
state "movingElevator" as movingElevator {
  [*] -right-> doorsOpen
  state "moving" as moving {
    moving --> doorsOpen : [destination == current] / doors_open = True
    state "movingDown" as movingDown {
      movingDown : **entry** / current = current - 1
      movingDown --> movingDown : [destination < current]
    }
    state "movingUp" as movingUp {
      movingUp : **entry** / current = current + 1
      movingUp --> movingUp : [destination > current]
    }
  }
  state "doorsClosed" as doorsClosed {
    doorsClosed --> movingUp : [destination > current]
    doorsClosed --> movingDown : [destination < current and destination >= 0]
  }
  state "doorsOpen" as doorsOpen {
    doorsOpen -right-> doorsClosed : [destination != current] / doors_open = False
    doorsOpen -right-> doorsClosed : [after(10) and current > 0] / destination = 0;
    ↪doors_open = False
  }
}
@enduml

```

This PlantUML description can automatically be converted to the following statechart representation using the PlantUML tool (an online version can be found [here](#)).

**See also:**

PlantUML's rendering can be modified to some extent by adjusting the notation used for transitions. By default, -->

transitions correspond to downward transitions of good length.

A transition can be shortened by using `->` instead of `-->`, and the direction of a transition can be changed by using `-up->`, `-right->`, `-down->` or `-left->`. Both changes can be applied at the same time using `-u->`, `-r->`, `-d->` or `-l->`. See [PlantUML documentation](#) for more information.

If you already exported a statechart to PlantUML and made some changes to the direction or length of the transitions, it is likely that you want to keep these changes when exporting again the (possibly modified) statechart to PlantUML.

The `export_to_plantuml()` function accepts two optional (mutually exclusive) parameters `based_on` and `based_on_filepath` that can be used to provide an earlier version of a PlantUML text representation (or a path to such a version if `based_on_filepath` is used). This will then be used to incorporate as much as possible the changes made on transitions.

```
sismic.io.export_to_plantuml (statechart,      filepath=None,      *,      based_on=None,
                             based_on_filepath=None,      statechart_name=True,      stat-
                             echart_description=False,      statechart_preamble=False,
                             state_contracts=False,      state_action=True,      transi-
                             tion_contracts=False, transition_action=True)
```

Export given statechart to plantUML (see <http://plantuml/plantuml>). If a filepath is provided, also save the output to this file.

Due to the way statecharts are representing, and due to the presence of features that are specific to Sismic, the resulting statechart representation does not include all the informations. For example, final states and history states won't have name, actions and contracts.

If a previously exported representation for the statechart is provided, either as text (`based_on` parameter) or as a filepath (`based_on_filepath` parameter), it will attempt to reuse the modifications made to the transitions (their direction and length).

Parameters

- **statechart** (Statechart) – statechart to export
- **filepath** (Optional[str]) – save output to given filepath, if provided
- **based_on** (Optional[str]) – existing representation of the statechart in PlantUML
- **based_on_filepath** (Optional[str]) – filepath to an existing representation of the statechart in PlantUML
- **statechart_name** (bool) – include the name of the statechart
- **statechart_description** (bool) – include the description of the statechart
- **statechart_preamble** (bool) – include the preamble of the statechart
- **state_contracts** (bool) – include state contracts
- **state_action** (bool) – include state actions (on entry, on exit and internal transitions)
- **transition_contracts** (bool) – include transition contracts
- **transition_action** (bool) – include actions on transition

Return type `str`

Returns textual representation using plantuml

2.4 Statecharts execution

2.4.1 Statechart semantics

The module `interpreter` contains an `Interpreter` class that interprets a statechart mainly following the [SCXML 1.0](#) semantics. In particular, eventless transitions are processed *before* transitions containing events, internal events are consumed *before* external events, and the simulation follows a inner-first/source-state and run-to-completion semantics.

The main difference between SCXML and Sismic’s default interpreter resides in how multiple transitions can be triggered simultaneously. This may occur for transitions in orthogonal/parallel states, or when transitions declaring the same event have guards that are not mutually exclusive.

Simulating the simultaneous triggering of multiple transitions is problematic, since it implies to make a non-deterministic choice on the order in which the transitions must be processed, and on the order in which the source states must be exited and the target states must be entered. The UML 2.5 specification explicitly leaves this issue unresolved, thereby delegating the decision to tool developers:

“Due to the presence of orthogonal Regions, it is possible that multiple Transitions (in different Regions) can be triggered by the same Event occurrence. The **order in which these Transitions are executed is left undefined.**” — [UML 2.5 Specification](#)

The SCXML specification addresses the issue by using the *document order* (i.e., the order in which the transitions appear in the SCXML file) as the order in which (non-parallel) transitions should be processed.

“If multiple matching transitions are present, take the **first in document order.**” — [SCXML Specification](#)

From our point of view, this solution is not satisfactory. The execution should not depend on the (often arbitrary) order in which items happen to be declared in some document, in particular when there may be many different ways to construct or to import a statechart.

Another statechart tool does not even define any order on the transitions in such situations:

“Rhapsody detects such cases of nondeterminism during code generation and **does not allow them.** The motivation for this is that the generated code is intended to serve as a final implementation and for most embedded software systems such nondeterminism is not acceptable.” — [The Rhapsody Semantics of Statecharts](#)

We decide to follow Rhapsody and to raise an error (in fact, a `NonDeterminismError`) if such cases of nondeterminism occur during the execution. Notice that this only concerns multiple transitions in the same composite state, not in parallel states.

Note: Sismic allows to define priorities on transitions. This can be used to address some cases of nondeterminism. During execution, if a transition can be triggered, then transitions originating from the same state and whose priority is strictly lower than the selected one won’t be considered. Note that, as usual, transitions with no event are considered before transitions with event, regardless of the associated priorities.

When multiple transitions are triggered from within distinct parallel states, the situation is even more intricate. According to the Rhapsody implementation:

“The order of firing transitions of orthogonal components is not defined, and depends on an arbitrary traversal in the implementation. Also, the actions on the transitions of the orthogonal components are **interleaved in an arbitrary way.**” — [The Rhapsody Semantics of Statecharts](#)

SCXML circumvents this problem by relying again on the *document order*.

“enabledTransitions will contain multiple transitions only if a parallel state is active. In that case, we may have one transition selected for each of its children. [...] If multiple states are active (i.e., we are in a

parallel region), then there may be multiple transitions, one per active atomic state (though some states may not select a transition.) In this case, the transitions are taken **in the document order of the atomic states** that selected them.” — *SCXML Specification*

Again, Sismic does not agree with SCXML on this, and instead defines that multiple orthogonal/parallel transitions should be processed in a decreasing source state depth order. This is perfectly coherent with our aforementioned inner-first/source-state semantics, as “deeper” transitions are processed before “less nested” ones. In case of ties, the lexicographic order of the source state names will prevail.

Note that in an ideal world, orthogonal/parallel regions should be independent, implying that *in principle* such situations should not arise (“*the designer does not rely on any particular order for event instances to be dispatched to the relevant orthogonal regions*”, UML specification). In practice, however, it is often desirable to allow such situations.

See also:

Other semantics can be quite easily implemented. For example, the extension *sismic-semantic*s already provides support for outer-first/source-state semantics and priority to transitions with event. More information on extensions.

2.4.2 Using *Interpreter*

An *Interpreter* instance is constructed upon a *Statechart* instance and an optional callable that returns an *Evaluator*. This callable must accept an interpreter and an initial execution context as input (see *Include code in statecharts*). If not specified, a *PythonEvaluator* will be used. This default evaluator can parse and interpret Python code in statecharts.

Consider the following example:

```
from sismic.io import import_from_yaml
from sismic.interpreter import Interpreter

# Load statechart from yaml file
elevator = import_from_yaml(filepath='examples/elevator/elevator.yaml')

# Create an interpreter for this statechart
interpreter = Interpreter(elevator)
```

When an interpreter is built, the statechart is not yet in an initial configuration. To put the statechart in its initial configuration (and to further execute the statechart), call *execute_once()*.

```
print('Before:', interpreter.configuration)

step = interpreter.execute_once()

print('After:', interpreter.configuration)
```

```
Before: []
After: ['active', 'floorListener', 'movingElevator', 'doorsOpen', 'floorSelecting']
```

The method *execute_once()* returns information about what happened during the execution, including the transitions that were processed, the event that was consumed and the sequences of entered and exited states (see *Macro and micro steps* and *sismic.model.MacroStep*).

```
for attribute in ['event', 'transitions', 'entered_states', 'exited_states', 'sent_
↳events']:
    print('{}: {}'.format(attribute, getattr(step, attribute)))
```

```
event: None
transitions: []
entered_states: ['active', ...]
exited_states: []
sent_events: []
```

One can send events to the statechart using its `sismic.interpreter.Interpreter.queue()` method. This method accepts either an `Event` instance, or the name of an event. Multiple events (or names) can be provided at once.

```
interpreter.queue('click')
interpreter.execute_once() # Process the "click" event

interpreter.queue('clack') # An event name can be provided as well
interpreter.execute_once() # Process the "clack" event

interpreter.queue('click', 'clack')
interpreter.execute_once() # Process "click"
interpreter.execute_once() # Process "clack"
```

For convenience, `queue()` returns the interpreter and thus can be chained:

```
interpreter.queue('click', 'clack', 'clock').execute_once()
```

Notice that `execute_once()` consumes at most one event at a time. In the above example, the `clack` event is not yet processed. This can be checked by looking at the external event queue of the interpreter.

```
for time, event in interpreter._external_queue:
    print(event.name)
```

```
clack
clock
```

Note: An interpreter has two event queues, one for external events (the ones that are added using `queue()`), and one for internal events (the ones that are sent from within the statechart). External events are stored in `_external_queue` while internal events are stored in `_internal_queue`. Internal events are always processed before external ones. To access the next event that will be processed by the interpreter, use the `_select_event()` method.

To process all events **at once**, one can repeatedly call `execute_once()` until it returns a `None` value, meaning that nothing happened during the last call. For instance:

```
while interpreter.execute_once():
    pass
```

For convenience, an interpreter has an `execute()` method that repeatedly call `execute_once()` and that returns a list of its output (a list of `sismic.model.MacroStep`).

```
from sismic.model import MacroStep

interpreter.queue('click', 'clack')

for step in interpreter.execute():
    assert isinstance(step, MacroStep)
```

Notice that a call to `execute()` first computes the list and **then** returns it, meaning that all the steps are already processed when the call returns. As a call to `execute()` could lead to an infinite execution (see for example `simple/infinite.yaml`), an additional parameter `max_steps` can be specified to limit the number of steps that are computed and executed by the method. By default, this parameter is set to `-1`, meaning there is no limit on the number of underlying calls to `execute_once()`.

```
interpreter.queue('click', 'clack', 'clock')
assert len(interpreter.execute(max_steps=2)) <= 2

# 'clock' is not yet processed
assert len(interpreter.execute()) == 1
```

The statechart used for these examples did not react to `click`, `clack` and `clock` because none of these events are expected to be received by the statechart (or, in other words, the statechart was not written to react to these events).

For convenience, a `Statechart` has an `events_for()` method that returns the list of all possible events that are expected by this statechart.

```
print(elevator.events_for(interpreter.configuration))
```

```
['floorSelected']
```

The `elevator` statechart, the one used for this example, only reacts to `floorSelected` events. Moreover, it assumes that `floorSelected` events have an additional parameter named `floor`. These events are *parametrized* events, and their parameters be accessed by action code and guards in the statechart during execution.

For example, the `floorSelecting` state of the `elevator` example has a transition `floorSelected / destination = event.floor` that stores the value of the `floor` parameter into the `destination` variable.

To add parameters to an event, simply pass these parameters as named arguments to the `queue()` method of the interpreter.

```
print('Current floor is', interpreter.context['current'])

interpreter.queue('floorSelected', floor=1)
interpreter.execute()

print('Current floor is', interpreter.context['current'])
```

```
Current floor is 0
Current floor is 1
```

Notice how we can access the current values of *internal variables* by use of `interpreter.context`. This attribute is a mapping between internal variable names and their current value.

2.4.3 Macro and micro steps

An interpreter `execute_once()` (resp. `execute()`) method returns an instance of (resp. a list of) `sismic.model.MacroStep`. A *macro step* corresponds to the process of consuming an event, regardless of the number and the type (eventless or not) of triggered transitions. A macro step also includes every consecutive *stabilization step* (i.e., the steps that are needed to enter nested states, or to switch into the configuration of a history state).

A `MacroStep` exposes the consumed *event* if any, a (possibly empty) list `transition` of `Transition` instances, and two aggregated ordered sequences of state names, `entered_states` and `exited_states`. In addition, a `MacroStep` exposes a list `sent_events` of events that were fired by the statechart during the considered step. The order of states in those lists determines the order in which their *on entry* and *on exit* actions were processed.

As transitions are atomically processed, this means that they could exit a state in *entered_states* that is entered before some state in *exited_states* is exited. The exact order in which states are exited and entered is indirectly available through the *steps* attribute that is a list of all the *MicroStep* that were executed. Each of them contains the states that were exited and entered during its execution, and the a list of events that were sent during the step.

A *micro step* is the smallest, atomic step that a statechart can execute. A *MacroStep* instance thus can be viewed (and is!) an aggregate of *MicroStep* instances.

This way, a complete *run* of a statechart can be summarized as an ordered list of *MacroStep* instances, and details can be obtained using the *MicroStep* list of a *MacroStep*.

2.4.4 Observing the execution

The interpreter is fully observable during its execution. It provides many methods and attributes that can be used to see what happens. In particular:

- The *execute_once()* (resp. *execute()*) method returns an instance of (resp. a list of) *sismic.model.MacroStep*.
- The *log_trace()* function can be used to log all the steps that were processed during the execution of an interpreter. This methods takes an interpreter and returns a (dynamic) list of macro steps.
- The list of active states can be retrieved using *configuration*.
- The context of the execution is available using *context* (see *Include code in statecharts*).
- It is possible to bind a callable that will be called each time an event is sent by the statechart using the *bind()* method of an interpreter (see *Running multiple statecharts*).
- Meta-events are raised by the interpreter for specific events (e.g. a state is entered, a state is exited, etc.). Listeners can subscribe to these meta-events with *attach*.

2.4.5 Asynchronous execution

The calls to *execute()* or *execute_once()* are blocking calls, i.e. they are performed synchronously. To allow asynchronous execution of a statechart, one has, e.g., to run the interpreter in a separate thread or to continuously loop over these calls.

Module *runner* contains an *AsyncRunner* that provides basic support for continuous asynchronous execution of statecharts:

class *sismic.runner.AsyncRunner* (*interpreter*, *interval=0.1*, *execute_all=False*)

An asynchronous runner that repeatedly execute given interpreter.

The runner tries to call its *execute* method every *interval* seconds, assuming that a call to that method takes less time than *interval*. If not, subsequent call is queued and will occur as soon as possible with no delay. The runner stops as soon as the underlying interpreter reaches a final configuration.

The execution must be started with the *start* method, and can be (definitively) stopped with the *stop* method. An execution can be temporarily suspended using the *pause* and *unpause* methods. A call to *wait* blocks until the statechart reaches a final configuration.

The current state of a runner can be obtained using its *running* and *paused* properties.

While this runner can be used “as is”, it is designed to be subclassed and as such, proposes several hooks to control the execution and additional behaviours:

- *before_run*: called (only once!) when the runner is started. By default, does nothing.

- `after_run`: called (only once!) when the interpreter reaches a final configuration. configuration of the underlying interpreter is reached. By default, does nothing.
- `execute`: called at each step of the run. By default, calls the `execute_once` method of the underlying interpreter and returns a *list* of macro steps.
- `before_execute`: called right before the call to `execute()`. By default, does nothing.
- `after_execute`: called right after the call to `execute()` with the returned value of `execute()`. By default, does nothing.

By default, this runner calls the interpreter's `execute_once` method only once per cycle (meaning at least one macro step is processed during each cycle). If `execute_all` is set to `True`, then `execute_once` is repeatedly called until no macro step can be processed in the current cycle.

Parameters

- **interpreter** (`Interpreter`) – interpreter instance to run.
- **interval** (`float`) – interval between two calls to `execute`
- **execute_all** – Repeatedly call interpreter's `execute_once` method at each step.

2.4.6 Anatomy of the interpreter

Note: This section explains which are the methods that are called during the execution of a statechart, and is mainly useful if you plan to extend or alter the semantics of the execution.

An *Interpreter* makes use of several *private* methods for its initialization and computations. These methods compute the transition(s) that should be processed, the resulting steps, etc. These methods can be overridden or combined to define variants of statechart semantics.

`Interpreter._compute_steps()`

Compute and returns the next steps based on current configuration and event queues.

Return type `List[MicroStep]`

Returns a possibly empty list of steps

`Interpreter._select_event(*, consume=False)`

Return the next event to process. Internal events have priority over external ones.

Parameters `consume` (`bool`) – Indicates whether event should be consumed, default to `False`.

Return type `Optional[Event]`

Returns An instance of `Event` or `None` if no event is available

`Interpreter._select_transitions(event, states, *, eventless_first=True, inner_first=True)`

Select and return the transitions that are triggered, based on given event (or `None` if no event can be consumed) and given list of states.

By default, this function prioritizes eventless transitions and follows inner-first/source state semantics.

Parameters

- **event** (`Optional[Event]`) – event to consider, possibly `None`.
- **states** (`Iterable[str]`) – state names to consider.
- **eventless_first** – `True` to prioritize eventless transitions.
- **inner_first** – `True` to follow inner-first/source state semantics.

Return type List[Transition]

Returns list of triggered transitions.

Interpreter.**_sort_transitions** (*transitions*)

Given a list of triggered transitions, return a list of transitions in an order that represents the order in which they have to be processed.

Parameters **transitions** (List[Transition]) – a list of *Transition* instances

Return type List[Transition]

Returns an ordered list of *Transition* instances

Raises *ExecutionError* – In case of non-determinism (*NonDeterminismError*) or conflicting transitions (*ConflictingTransitionsError*).

Interpreter.**_create_steps** (*event*, *transitions*)

Return a (possibly empty) list of micro steps. Each micro step corresponds to the process of a transition matching given event.

Parameters

- **event** (Optional[Event]) – the event to consider, if any
- **transitions** (Iterable[Transition]) – the transitions that should be processed

Return type List[MicroStep]

Returns a list of micro steps.

Interpreter.**_create_stabilization_step** (*names*)

Return a stabilization step, ie. a step that lead to a more stable situation for the current statechart. Stabilization means:

- Enter the initial state of a compound state with no active child
- Enter the memory of a history state
- Enter the children of an orthogonal state with no active child
- Empty active configuration if root's child is a final state

Parameters **names** (Iterable[str]) – List of states to consider (usually, the active configuration)

Return type Optional[MicroStep]

Returns A *MicroStep* instance or *None* if this statechart can not be more stabilized

Interpreter.**_apply_step** (*step*)

Apply given *MicroStep* on this statechart

Parameters **step** (MicroStep) – *MicroStep* instance

Return type MicroStep

Returns a new *MicroStep*, completed with sent events

These methods are all used (even indirectly) by *execute_once*.

See also:

Consider looking at the source of *execute_once* to understand how these methods are related and organized.

2.5 Include code in statecharts

2.5.1 Python code evaluator

A statechart can specify code that needs to be executed under some circumstances. For example, the *preamble* of a statechart, the *guard* or *action* of a transition or the *on entry* and *on exit* of a state may all contain code.

In Sismic, these pieces of code can be evaluated and executed by *Evaluator* instances. By default, when an interpreter is created, a *PythonEvaluator* is created and allows the interpreter to evaluate and execute Python code contained in a statechart.

Alternatively, a *DummyEvaluator* that always evaluates conditions to True and silently ignores actions can be used, but is clearly of less interest.

In the following, we will implicitly assume that the code evaluator is an instance of *PythonEvaluator*.

2.5.2 Context of the Python code evaluator

When a code evaluator is created or provided to an interpreter, all the variables that are defined or used by the statechart are stored in an *execution context*. This context is exposed through the `context` attribute of the interpreter and can be seen as a mapping between variable names and their values. When a piece of code contained in a statechart has to be evaluated or executed, the context of the evaluator is used to populate the local and global variables that are available for this piece of code.

As an example, consider the following partial statechart definition.

```
statechart:
# ...
  preamble: |
    x = 1
    y = 0
  root state:
    name: s1
    on entry: x += 1
```

When an interpreter is created for this statechart, its preamble is executed and the context of the code evaluator is populated with `{'x': 1, 'y': 0}`. When the statechart is further executed (initialized), and its root state *s1* is entered, the code `x += 1` contained in the `on entry` field of *s1* is then executed in this context. After execution, the context is `{'x': 2, 'y': 0}`.

The default code evaluator uses a global context, meaning that all variables that are defined in the statechart are exposed by the evaluator when a piece of code has to be evaluated or executed. The main limitation of this approach is that you cannot have distinct variables with a same name in different states or, in other words, there is only one scope for all your variables.

The preamble of a statechart can be used to provide default values for some variables. However, the preamble is part of the statechart and as such, cannot be used to *parametrize* the statechart. To circumvent this, an initial context can be specified when a *PythonEvaluator* is created. For convenience, this initial context can also be passed to the constructor of an *Interpreter*.

Considered the following toy example:

```
from sismic.io import import_from_yaml
from sismic.interpreter import Interpreter

yaml = """statechart:
```

(continues on next page)

(continued from previous page)

```

name: example
preamble:
  x = DEFAULT_X
root state:
  name: s
"""

statechart = import_from_yaml(yaml)

```

Notice that variable `DEFAULT_X` is used in the preamble but not defined. The statechart expects this variable to be provided in the initial context, as illustrated next:

```
interpreter = Interpreter(statechart, initial_context={'DEFAULT_X': 1})
```

We can check that the value of `x` is 1 by accessing the `context` attribute of the interpreter:

```
assert interpreter.context['x'] == 1
```

Omitting to provide the `DEFAULT_X` variable in the initial context leads to an error, as an unknown variable is accessed by the preamble:

```

try:
    Interpreter(statechart)
except Exception as e:
    print(e)

```

```
"name 'DEFAULT_X' is not defined" occurred while executing "x = DEFAULT_X"
```

It could be tempting to define a default value for `x` in the preamble **and** overriding this value by providing an initial context where `x` is defined. However, the initial context of an interpreter is set **before** executing the preamble of a statechart. As a consequence, if a variable is defined both in the initial context and the preamble, its value will be overridden by the preamble.

Consider the following example where `x` is both defined in the initial context and the preamble:

```

yaml = """statechart:
  name: example
  preamble:
    x = 1
  root state:
    name: s
"""

statechart = import_from_yaml(yaml)
interpreter = Interpreter(statechart, initial_context={'x': 2})

assert interpreter.context['x'] == 1

```

The value of `x` is eventually set to 1.

While the initial context provided to the interpreter defined the value of `x` to 2, the code contained in the preamble overrode its value. If you want to make use of the initial context to somehow *parametrize* the execution of the statechart while still providing *default* values for these parameters, you should either check the existence of the variables before setting their values or rely on the `setdefault` function that is exposed by the Python code evaluator when a piece of code is executed (not only in the preamble).

This function can be used to define (and return) a variable, very similarly to the `setdefault` method of a dictionary. Using this function, we can easily rewrite the preamble of our statechart to deal with the optional default values of `x` (and `y` and `z` in this example):

```
yaml = """statechart:
  name: example
  preamble: |
    x = setdefault('x', 1)
    setdefault('y', 1) # Value is affected to y implicitly
    setdefault('z', 1) # Value is affected to z implicitly
  root state:
    name: s
    on entry: print(x, y, z)
"""

statechart = import_from_yaml(yaml)
interpreter = Interpreter(statechart, initial_context={'x': 2, 'z': 3})
interpreter.execute()
```

```
2 1 3
```

Warning: Under the hood, a Python evaluator makes use of `eval()` and `exec()` with global and local contexts. This can lead to some *weird* issues with variable scope (as in list comprehensions or lambda's). See [this question on Stackoverflow](#) for more information.

2.5.3 Predefined variables and functions

When a piece of code is evaluated or executed, the default Python code evaluator enriches its local context with several predefined variables and functions. These predefined objects depend on the situation triggering a code evaluation or a code execution (entry or exit actions, guard evaluation, transition action, ...).

These entries are covered in the docstring of a `PythonEvaluator`:

```
class seismic.code.PythonEvaluator (interpreter=None, *, initial_context=None)
    A code evaluator that understands Python.
```

This evaluator exposes some additional functions/variables:

- **On both code execution and code evaluation:**

- A *time*: *float* value that represents the current time exposed by interpreter clock.
- An *active(name: str) -> bool* Boolean function that takes a state name and return *True* if and only if this state is currently active, ie. it is in the active configuration of the `Interpreter` instance that makes use of this evaluator.

- **On code execution:**

- A *send(name: str, **kwargs) -> None* function that takes an event name and additional keyword parameters and raises an internal event with it. Raised events are propagated to bound statecharts as external events and to the current statechart as internal event. If delay is provided, a delayed event is created.
- A *notify(name: str, **kwargs) -> None* function that takes an event name and additional keyword parameters and raises a meta-event with it. Meta-events are only sent to bound property statecharts.

- If the code is related to a transition, the *event*: *Event* that fires the transition is exposed.
- A *setdefault(name:str, value: Any) -> Any* function that defines and returns variable *name* in the global scope if it is not yet defined.
- **On guard or contract evaluation:**
 - If the code is related to a transition, an *event*: *Optional[Event]* variable is exposed. This variable contains the currently considered event, or *None*.
- **On guard or contract (except preconditions) evaluation:**
 - An *after(sec: float) -> bool* Boolean function that returns *True* if and only if the source state was entered more than *sec* seconds ago. The time is evaluated according to Interpreter's clock.
 - An *idle(sec: float) -> bool* Boolean function that returns *True* if and only if the source state did not fire a transition for more than *sec* ago. The time is evaluated according to Interpreter's clock.
- **On contract (except preconditions) evaluation:**
 - A variable `__old__` that has an attribute *x* for every *x* in the context when either the state was entered (if the condition involves a state) or the transition was processed (if the condition involves a transition). The value of `__old__.x` is a shallow copy of *x* at that time.
- **On contract evaluation:**
 - A *sent(name: str) -> bool* function that takes an event name and return *True* if an event with the same name was sent during the current step.
 - A *received(name: str) -> bool* function that takes an event name and return *True* if an event with the same name is currently processed in this step.

If an exception occurred while executing or evaluating a piece of code, it is propagated by the evaluator.

Parameters

- **interpreter** – the interpreter that will use this evaluator, is expected to be an *Interpreter* instance
- **initial_context** (*Optional[Mapping[str, Any]]*) – a dictionary that will be used as `__locals__`

2.5.4 Anatomy of a code evaluator

Note: This section explains which are the methods that are called during the execution or evaluation of a piece of code, and is mainly useful if you plan to write your own statechart code interpreter.

An *Evaluator* subclass must at least implement the following methods and attributes:

abstract `Evaluator._evaluate_code` (*code*, *, *additional_context=None*)

Generic method to evaluate a piece of code. This method is a fallback if one of the other `evaluate_*` methods is not overridden.

Parameters

- **code** (*str*) – code to evaluate
- **additional_context** (*Optional[Mapping[str, Any]]*) – an optional additional context

Return type `bool`

Returns truth value of *code*

abstract `Evaluator._execute_code` (*code*, *, *additional_context=None*)

Generic method to execute a piece of code. This method is a fallback if one of the other `execute_*` methods is not overridden.

Parameters

- **code** (*str*) – code to execute
- **additional_context** (`Optional[Mapping[str, Any]]`) – an optional additional context

Return type `List[Event]`

Returns a list of sent events

`Evaluator.context`

The context of this evaluator. A context is a dict-like mapping between variables and values that is expected to be exposed when the code is evaluated.

Return type `Mapping[str, Any]`

Note: None of those two methods are actually called by the interpreter during the execution of a statechart. These methods are *fallback methods* that are used by other methods that are implicitly called depending on what is currently being processed in the statechart. The documentation of *Evaluator* covers this:

class `sismic.code.Evaluator` (*interpreter=None*, *, *initial_context=None*)

Abstract base class for any evaluator.

An instance of this class defines what can be done with piece of codes contained in a statechart (condition, action, etc.).

Notice that the `execute_*` methods are called at each step, even if there is no code to execute. This allows the evaluator to keep track of the states that are entered or exited, and of the transitions that are processed.

Parameters

- **interpreter** – the interpreter that will use this evaluator, is expected to be an *Interpreter* instance
- **initial_context** (`Optional[Mapping[str, Any]]`) – an optional dictionary to populate the context

execute_statechart (*statechart*)

Execute the initial code of a statechart. This method is called at the very beginning of the execution.

Parameters **statechart** (`Statechart`) – statechart to consider

evaluate_guard (*transition*, *event=None*)

Evaluate the guard for given transition.

Parameters

- **transition** (`Transition`) – the considered transition
- **event** (`Optional[Event]`) – instance of *Event* if any

Return type `Optional[bool]`

Returns truth value of *code*

execute_action (*transition*, *event=None*)

Execute the action for given transition. This method is called for every transition that is processed, even those with no *action*.

Parameters

- **transition** (*Transition*) – the considered transition
- **event** (*Optional[Event]*) – instance of *Event* if any

Return type *List[Event]*

Returns a list of sent events

execute_on_entry (*state*)

Execute the on entry action for given state. This method is called for every state that is entered, even those with no *on_entry*.

Parameters **state** (*StateMixin*) – the considered state

Return type *List[Event]*

Returns a list of sent events

execute_on_exit (*state*)

Execute the on exit action for given state. This method is called for every state that is exited, even those with no *on_exit*.

Parameters **state** (*StateMixin*) – the considered state

Return type *List[Event]*

Returns a list of sent events

evaluate_preconditions (*obj*, *event=None*)

Evaluate the preconditions for given object (either a *StateMixin* or a *Transition*) and return a list of conditions that are not satisfied.

Parameters

- **obj** – the considered state or transition
- **event** (*Optional[Event]*) – an optional *Event* instance, if any

Return type *Iterable[str]*

Returns list of unsatisfied conditions

evaluate_invariants (*obj*, *event=None*)

Evaluate the invariants for given object (either a *StateMixin* or a *Transition*) and return a list of conditions that are not satisfied.

Parameters

- **obj** – the considered state or transition
- **event** (*Optional[Event]*) – an optional *Event* instance, if any

Return type *Iterable[str]*

Returns list of unsatisfied conditions

evaluate_postconditions (*obj*, *event=None*)

Evaluate the postconditions for given object (either a *StateMixin* or a *Transition*) and return a list of conditions that are not satisfied.

Parameters

- **obj** – the considered state or transition
- **event** (`Optional[Event]`) – an optional *Event* instance, if any

Return type `Iterable[str]`

Returns list of unsatisfied conditions

2.6 Design by Contract for statecharts

2.6.1 About Design by Contract

Design by Contract (DbC) was introduced by Bertrand Meyer and popularised through his object-oriented Eiffel programming language. Several other programming languages also provide support for DbC. The main idea is that the specification of a software component (e.g., a method, function or class) is extended with a so-called *contract* that needs to be respected when using this component. Typically, the contract is expressed in terms of preconditions, postconditions and invariants.

Design by contract (DbC), also known as contract programming, programming by contract and design-by-contract programming, is an approach for designing software. It prescribes that software designers should define formal, precise and verifiable interface specifications for software components, which extend the ordinary definition of abstract data types with **preconditions, postconditions and invariants**. These specifications are referred to as “contracts”, in accordance with a conceptual metaphor with the conditions and obligations of business contracts. — [Wikipedia](#)

2.6.2 DbC for statechart models

While DbC has gained some amount of acceptance at the programming level, there is hardly any support for it at the modeling level.

Sismic aims to change this, by integrating support for Design by Contract for statecharts. The basic idea is that contracts can be defined on statechart components (states or transitions), by specifying preconditions, postconditions, and invariants on them. At runtime, Sismic will verify the conditions specified by the contracts. If a condition is not satisfied, a *ContractError* will be raised. More specifically, one of the following 4 error types will be raised: *PreconditionError*, *PostconditionError*, or *InvariantError*.

Contracts can be specified for any state contained in the statechart, and for any transition contained in the statechart. A state contract can contain preconditions, postconditions, and/or invariants. The semantics for evaluating a contract is as follows:

- **For states:**
 - state preconditions are checked before the state is entered (i.e., **before** executing *on entry*), in the order of occurrence of the preconditions.
 - state postconditions are checked after the state is exited (i.e., **after** executing *on exit*), in the order of occurrence of the postconditions.
 - state invariants are checked at the end of each *macro step*, in the order of occurrence of the invariants. The state must be in the active configuration.
- **For transitions:**
 - the preconditions are checked before starting the process of the transition (and **before** executing the optional transition action).
 - the postconditions are checked after finishing the process of the transition (and **after** executing the optional transition action).

- the invariants are checked twice: one before starting and a second time after finishing the process of the transition.

2.6.3 Defining contracts in YAML

Contracts can easily be added to the YAML definition of a statechart (see *Defining statecharts in YAML*) through the use of the *contract* property. Preconditions, postconditions, and invariants are defined as nested items of the *contract* property. The name of these optional contractual conditions is respectively *before* (for preconditions), *after* (for postconditions), and *always* (for invariants):

```
contract:
- before: ...
- after: ...
- always: ...
```

Obviously, more than one condition of each type can be specified:

```
contract:
- before: ...
- before: ...
- before: ...
- after: ...
```

A condition is an expression that will be evaluated by an *Evaluator* instance (see *Include code in statecharts*).

```
contract:
- before: x > 0
- before: y > 0
- after: x + y == 0
- always: x + y >= 0
```

Here is an example of a contracts defined at state level:

```
statechart:
  name: example
  root state:
    name: root
    contract:
      - always: x >= 0
      - always: not active('other state') or x > 0
```

If the default *PythonEvaluator* is used, it is possible to refer to the old value of some variable used in the statechart, by prepending `__old__`. This is particularly useful when specifying postconditions and invariants:

```
contract:
  always: d > __old__.d
  after: (x - __old__.x) < d
```

See the documentation of *PythonEvaluator* for more information.

2.6.4 Executing statecharts containing contracts

The execution of a statechart that contains contracts does not essentially differ from the execution of a statechart that does not. The only difference is that conditions of each contract are checked at runtime (as explained above) and may raise a subclass of *ContractError*.

```
from sismic.interpreter import Interpreter, Event
from sismic.io import import_from_yaml

statechart = import_from_yaml(filepath='examples/elevator/elevator_contract.yaml')

# Make the run fails
statechart.state_for('movingUp').preconditions[0] = 'current > destination'

interpreter = Interpreter(statechart)
interpreter.queue('floorSelected', floor=4)
interpreter.execute()
```

Here we manually changed one of the preconditions such that it failed at runtime. The exception displays some relevant information to help debug:

```
Traceback (most recent call last):
...
sismic.exceptions.PreconditionError: PreconditionError
Object: BasicState('movingUp')
Assertion: current > destination
Configuration: ['active', 'floorListener', 'movingElevator', 'floorSelecting', 'moving
↪']
Step: MicroStep(transition=Transition('doorsClosed', 'movingUp', event=None), entered_
↪states=['moving', 'movingUp'], exited_states=['doorsClosed'])
Context:
- current = 0
- destination = 4
- doors_open = False
```

If you do not want the execution to be interrupted by such exceptions, you can set the `ignore_contract` parameter to `True` when constructing an `Interpreter`. This way, no contract checking will be done during the execution.

2.7 Monitoring properties

2.7.1 About runtime verification

Another key feature of Sismic's interpreter is its support for monitoring properties at runtime, not only contracts. To avoid a statechart designer needing to learn a different language for expressing such properties, these properties are expressed using the statechart notation. These properties are then called *property statecharts*

2.7.2 Using statecharts to express properties

Property statecharts can be used to express functional properties of the intended behaviour in terms of the events that are consumed or sent, or in terms of the states that are entered or exited by a statechart. When a statechart is executed by Sismic, specific meta-events are created based on the events that are sent or consumed, the states that are entered or exited, etc. When the statechart being monitored is executed, the meta-events are propagated to all associated property statecharts. The property statecharts will look for property violations based on those meta-events, following a *fail fast* approach: they will report a failure as soon as the monitored behavior leads to a final state of the property statechart.

Due to the meta-events being considered and the “fail-fast” approach adopted by Sismic for their verification, property statecharts are mainly intended to check for the presence of undesirable behavior (safety properties), i.e., properties that can be checked on a (finite) prefix of a (possibly infinite) execution trace. While it is technically possible to use property statecharts to express liveness properties (something desirable *eventually* happens), this would require additional code for their verification since liveness properties are not supported “as is” by Sismic.

During the execution of a statechart, several meta-events are created depending on what happens in the statechart being executed. Those meta-events are automatically send to any previously bound property statechart.

To bind a property statechart to an interpreter, it suffices to provide the property statechart as a parameter of the `bind_property_statechart()` method of an interpreter. This method accepts a `Statechart` instance that is used to create an interpreter for the property statechart. This method also accepts an optional `interpreter_class` parameter as a callable accepting a `Statechart` and a named parameter `clock` (a `Clock` instance) and is used to build an interpreter for the property statechart.

If a property statechart reaches a final state during its execution, then the property is considered as not satisfied, and a `PropertyStatechartError` is raised. This exception provides access to the interpreter that executed the property, the active configuration of statechart being executed, the latest executed `MacroStep` and the current context of the interpreter.

2.7.3 Meta-events generated by the interpreter

The complete list of `MetaEvent` that are created by the interpreter is described in the documentation of the `attach()` method:

`Interpreter.attach(listener)`

Attach given listener to the current interpreter.

The listener is called each time a meta-event is emitted by current interpreter. Emitted meta-events are:

- *step started*: when a (possibly empty) macro step starts. The current time of the step is available through the `time` attribute.
- *step ended*: when a (possibly empty) macro step ends.
- *event consumed*: when an event is consumed. The consumed event is exposed through the `event` attribute.
- *event sent*: when an event is sent. The sent event is exposed through the `event` attribute.
- *state exited*: when a state is exited. The exited state is exposed through the `state` attribute.
- *state entered*: when a state is entered. The entered state is exposed through the `state` attribute.
- *transition processed*: when a transition is processed. The source state, target state and the event are exposed respectively through the `source`, `target` and `event` attribute.
- Every meta-event that is sent from within the statechart.

This is a low-level interface for `self.bind` and `self.bind_property_statechart`.

Consult `sismic.interpreter.listener` for common listeners/wrappers.

Parameters `listener` (Callable[[MetaEvent], Any]) – A callable that accepts meta-event instances.

Return type `None`

Note: Property statecharts are not the only way to listen to these meta-events. Any listener that is attached with `attach()` will receive these meta-events.

Property statecharts can listen to what happens in an interpreter when they are bound to this interpreter, using `bind_property_statechart()` method:

`Interpreter.bind_property_statechart(statechart, *, interpreter_klass=None)`

Bind a property statechart to the current interpreter.

A property statechart receives meta-events from the current interpreter depending on what happens. See `attach` method for a full list of meta-events.

The internal clock of all property statecharts is synced with the one of the current interpreter. As soon as a property statechart reaches a final state, a `PropertyStatechartError` will be raised, meaning that the property expressed by the corresponding property statechart is not satisfied. Property statecharts are automatically executed when they are bound to an interpreter.

Since Sismic 1.4.0: passing an interpreter as first argument is deprecated.

This method is a higher-level interface for `self.attach`. If `x = interpreter`, `bind_property_statechart(...)`, use `interpreter.detach(x)` to unbind a previously bound property statechart.

Parameters

- **statechart** (Statechart) – A statechart instance.
- **interpreter_klass** (Optional[Callable]) – An optional callable that accepts a statechart as first parameter and a named parameter clock. Default to `Interpreter`.

Return type Callable[[MetaEvent], Any]

Returns the resulting attached listener.

Internally, this method wraps given property statechart to an appropriate listener, and calls `attach()` so you don't have to. Bound property statecharts can be unbound from the interpreter by calling the `detach()` method. This method accepts a previously attached listener, so you'll need to keep track of the listener returned by the initial call to `bind_property_statechart()`.

2.7.4 Examples of property statecharts

7th floor is never reached

This property statechart ensures that the 7th floor is never reached. It stores the current floor based on the number of times the elevator goes up and goes down.

```
statechart:
  name: Test that the elevator never reaches 7th floor
  preamble: floor = 0
  root state:
    name: root
    initial: standing
    states:
```

(continues on next page)

(continued from previous page)

```

- name: standing
  transitions:
    - event: state entered
      guard: event.state == 'moving'
      target: moving
    - guard: floor == 7
      target: fail
- name: moving
  transitions:
    - event: state entered
      guard: event.state == 'movingUp'
      action: floor += 1
    - event: state entered
      guard: event.state == 'movingDown'
      action: floor -= 1
    - event: state exited
      guard: event.state == 'moving'
      target: standing
- name: fail
  type: final

```

Elevator moves after 10 seconds

This property statechart checks that the elevator automatically moves after some idle time if it is not on the ground floor. The test sets a timeout of 12 seconds, but it should work for any number strictly greater than 10 seconds.

```

statechart:
  name: Test that the elevator goes to ground floor after 10 seconds (timeout set to ↵
↵12 seconds)
  preamble: floor = 0
  root state:
    name: root
    initial: active
    states:
      - name: active
        parallel states:
          - name: guess floor
            transitions:
              - event: state entered
                guard: event.state == 'movingUp'
                action: floor += 1
              - event: state entered
                guard: event.state == 'movingDown'
                action: floor -= 1
          - name: check timeout
            initial: standing
            states:
              - name: standing
                transitions:
                  - event: state entered
                    guard: event.state == 'moving'
                    target: moving
                  - guard: after(12) and floor != 0
                    target: timeout
              - name: moving

```

(continues on next page)

(continued from previous page)

```

    transitions:
      - event: state exited
        guard: event.state == 'moving'
        target: standing
      - name: timeout
        type: final

```

Heating does not start if door is opened

This property statechart checks that the heating of a microwave could not start if the door is currently opened.

```

statechart:
  name: Heating does not start if door is opened
  root state:
    name: root
    initial: door is closed
    states:
      - name: door is closed
        transitions:
          - target: door is opened
            event: event consumed
            guard: event.event.name == 'door_opened'
      - name: door is opened
        transitions:
          - target: door is closed
            event: event consumed
            guard: event.event.name == 'door_closed'
          - target: failure
            event: event sent
            guard: event.event.name == 'heating_on'
      - name: failure
        type: final

```

Heating must stop when door is opened

This property statechart ensures that the heating should quickly stop when the door is open while cooking occurs.

```

statechart:
  name: Test that the elevator never reaches 7th floor
  preamble: floor = 0
  root state:
    name: root
    initial: standing
    states:
      - name: standing
        transitions:
          - event: state entered
            guard: event.state == 'moving'
            target: moving
          - guard: floor == 7
            target: fail
      - name: moving
        transitions:
          - event: state entered

```

(continues on next page)

(continued from previous page)

```
    guard: event.state == 'movingUp'
    action: floor += 1
- event: state entered
    guard: event.state == 'movingDown'
    action: floor -= 1
- event: state exited
    guard: event.state == 'moving'
    target: standing
- name: fail
  type: final
```

2.8 Behavior-Driven Development

2.8.1 About Behavior-Driven Development

This introduction is inspired by the documentation of [Behave](#), a Python library for Behavior-Driven Development (BDD). BDD is an agile software development technique that encourages collaboration between developers, QA and non-technical or business participants in a software project. It was originally named in 2003 by Dan North as a response to test-driven development (TDD), including acceptance test or customer test driven development practices as found in extreme programming.

BDD focuses on obtaining a clear understanding of desired software behavior through discussion with stakeholders. It extends TDD by writing test cases in a natural language that non-programmers can read. Behavior-driven developers use their native language in combination with the language of domain-driven design to describe the purpose and benefit of their code. This allows developers to focus on why the code should be created, rather than the technical details, and minimizes translation between the technical language in which the code is written and the domain language spoken by the business, users, stakeholders, project management, etc.

2.8.2 The Gherkin language

The Gherkin language is a business readable, domain specific language created to support behavior descriptions in BDD. It lets you describe software's behaviour without the need to know its implementation details. Gherkin allows the user to describe a software feature or part of a feature by means of representative scenarios of expected outcomes. Like YAML or Python, Gherkin aims to be a human-readable line-oriented language.

Here is an example of a feature and scenario description with Gherkin, describing part of the intended behaviour of the Unix ls command:

```
Feature: ls
In order to see the directory structure
As a UNIX user
I need to be able to list the current directory's contents

Scenario: List 2 files in a directory
  Given I am in a directory "test"
  And I have a file named "foo"
  And I have a file named "bar"
  When I run "ls"
  Then I should get:
    """
    bar
```

(continues on next page)

(continued from previous page)

```
foo
"""
```

As can be seen above, Gherkin files should be written using natural language - ideally by the non-technical business participants in the software project. Such feature files serve two purposes: documentation and automated tests. Using one of the available Gherkin parsers, it is possible to execute the described scenarios and check the expected outcomes.

See also:

A quite complete overview of the Gherkin language is available [here](#).

2.8.3 Sismic support for BDD

Since statecharts are executable pieces of software, it is desirable for statechart users to be able to describe the intended behavior in terms of feature and scenario descriptions. While it is possible to manually integrate the BDD process with any library or software, Sismic is bundled with a command-line utility `sismic-bdd` (or `python -m sismic.bdd`) that automates the integration of BDD.

Sismic support for BDD relies on [Behave](#), a Python library for BDD with full support of the Gherkin language.

As an illustrative example, let us define the desired behavior of our elevator statechart. We first create a feature file that contains several scenarios of interest. By convention, this file has the extension `.feature`, but this is not mandatory. The example illustrates that Sismic provides a set of predefined steps (e.g., *given*, *when*, *then*) to describe common statechart behavior without having to write a single line of Python code.

```
Feature: Elevator

Scenario: Elevator starts on ground floor
  When I do nothing
  Then variable current equals 0
  And variable destination equals 0

Scenario: Elevator can move to 7th floor
  When I send event floorSelected with floor=7
  Then variable current equals 7

Scenario: Elevator can move to 4th floor
  When I send event floorSelected
    | parameter | value |
    | floor     | 4     |
    | dummy     | None  |
  Then variable current equals 4

Scenario: Elevator reaches ground floor after 10 seconds
  When I reproduce "Elevator can move to 7th floor"
  Then variable current equals 7
  When I wait 10 seconds
  Then variable current equals 0
  # Example using another step:
  And expression "current == 0" holds

Scenario Outline: Elevator can reach floor from 0 to 5
  When I send event floorSelected with floor=<floor>
  Then variable current equals <floor>

Examples:
```

(continues on next page)

(continued from previous page)

```

| floor |
| 0     |
| 1     |
| 2     |
| 3     |
| 4     |
| 5     |

```

Let us save this file as `elevator.feature` in the same directory as the statechart description, `elevator.yaml`. We can then instruct `sismic-bdd` to run on this statechart the scenarios described in the feature file:

```
sismic-bdd elevator.yaml --features elevator.feature
```

Under the hood, `sismic-bdd` will create a temporary directory where all the files required to execute Behave are put. It also makes available a list of predefined *given*, *when*, and *then* steps and sets up many hooks that are required to integrate Sismic and Behave.

Note: Module `sismic.bdd` exposes a `execute_bdd()` function that is internally used by `sismic-bdd` CLI, and that can be used if programmatic access to these features is required.

When `sismic-bdd` is executed, it will somehow translate the feature file into executable code, compute the outcomes of the scenarios, check whether they match what is expected, and display as summary of all executed scenarios and encountered errors:

```

[...]

1 feature passed, 0 failed, 0 skipped
10 scenarios passed, 0 failed, 0 skipped
22 steps passed, 0 failed, 0 skipped, 0 undefined
Took 0m0.027s

```

The `sismic-bdd` command-line interface accepts several other parameters:

```

usage: sismic-bdd [-h] --features features [features ...]
                [--steps steps [steps ...]]
                [--properties properties [properties ...]] [--show-steps]
                [--debug-on-error]
                statechart

Command-line utility to execute Gherkin feature files using Behave. Extra parameters_
↳ will be passed to Behave.

positional arguments:
  statechart            A YAML file describing a statechart

optional arguments:
  -h, --help            show this help message and exit
  --features features [features ...]
                        A list of files containing features
  --steps steps [steps ...]
                        A list of files containing steps implementation
  --properties properties [properties ...]
                        A list of filepaths pointing to YAML property
                        statecharts. They will be checked at runtime following

```

(continues on next page)

(continued from previous page)

	a fail fast approach.
--show-steps	Display a list of available steps (equivalent to Behave's --steps parameter)
--debug-on-error	Drop in a debugger in case of step failure (ipdb if available)

Additionally, any extra parameter provided to `sismic-bdd` will be passed to Behave. See [command-line parameters of Behave](#) for more information.

2.8.4 Predefined steps

In order to be able to execute scenarios, a Python developer needs to write code defining the mapping from the actions and assertions expressed as natural language sentences in the scenarios (using specific keywords such as *given*, *when* or *then*) to Python code that manipulates the statechart. To facilitate the implementation of this mapping, Sismic provides a set of predefined statechart-specific steps.

By convention, steps starting with *given* or *when* correspond to actions that must be applied on the statechart, while steps starting with *then* correspond to assertions about the execution or the current state of the statechart. More precisely, (1) all *given* or *when* steps implicitly call the `execute()` method of the underlying interpreter, (2) all *when* steps capture the output of these calls, and (3) we developed all predefined *then* steps to assert things based on the captured output (implying that only the steps that start with *when* will be monitored in practice).

“Given” and “when” steps

Given/when I send event {name}

This step queues an event with provided name.

Given/when I send event {name} with {parameter}={value}

This step queues an event with provided name and parameter. More than one parameter can be specified when using Gherkin tables, as follows:

```
Scenario: Elevator can move to 4th floor
  When I send event floorSelected
    | parameter | value |
    | floor     | 4     |
    | dummy     | None  |
```

Given/when I wait {seconds:g} seconds

Given/when I wait {seconds:g} second

These steps increase the internal clock of the interpreter.

Given/when I do nothing

This step does nothing. It's main usage is when assertions using *then* steps are written as first steps of a scenario. As they require a *when* step to be present, use “when I do nothing”.

Given/when I reproduce “{scenario}”

This step reproduces all the *given* and *when* steps that are contained in provided scenario. When this step is prefixed with *given* (resp. *when*), the steps of the provided scenario will be reproduced using *given* (resp. *when*).

```
Scenario: Elevator can move to 7th floor
  When I send event floorSelected with floor=7
  Then variable current equals 7

Scenario: Elevator reaches ground floor after 10 seconds
  When I reproduce "Elevator can move to 7th floor"
  Then variable current equals 7
  When I wait 10 seconds
  Then variable current equals 0
```

Given/when I repeat “{step}” {repeat:d} times

This step repeats given step several times. The text of the step must be provided without its keyword, and will be executed using the current keyword (*given* or *when*).

“Then” steps

Then state {name} is entered

Then state {name} is not entered

Then state {name} is exited

Then state {name} is not exited

These steps assert that a state with provided name was respectively entered, not entered, exited, not exited.

Then state {name} is active

Then state {name} is not active

These steps assert that a state with provided name is (not) in the active configuration of the statechart.

Then event {name} is fired

Then event {name} is fired with {parameter}={value}

These steps assert that an event with provided name was sent. Additional parameters can be provided using Gherkin tables.

Then event {name} is not fired

This step asserts that no event with provided name was sent.

Then no event is fired

This step asserts that no event was fired.

Then variable {variable} equals {value}

This step asserts that the context of the statechart has a variable with a given name and a given value.

Then variable {variable} does not equal {value}

This step asserts that the context of a statechart has a variable with a given name, but a value different than the one that is provided.

Then expression “{expression}” holds

Then expression “{expression}” does not hold

These steps assert that given expression holds (does not hold). The expression will be evaluated by the underlying code evaluator (a *PythonEvaluator* by default) using the current context.

Then statechart is in a final configuration

Then statechart is not in a final configuration

These steps assert that the statechart is (not) in a final configuration.

2.8.5 Implementing new steps

While the steps that are already predefined should be sufficient to manipulate the statechart, it is more intuitive to use domain-specific steps to write scenarios. For example, if the statechart being tested encodes the behavior of a microwave oven, the domain-specific step “Given I open the door” corresponds to the action of sending an event `door_opened` to the statechart, and is more intuitive to use when writing scenarios.

Consider the following scenarios expressed using a domain-specific language:

```
Feature: Cooking

Scenario: Start cooking food
  Given I open the door
  And I place an item in the oven
  And I close the door
  And I press increase timer button 5 times
  And I press increase power button
  When I press start button
  Then heating turns on

Scenario: Stop cooking food
  Given I reproduce "Start cooking food"
  When 2 seconds elapsed
  Then variable timer equals 3
  When I press stop button
  Then variable timer equals 0
  And heating turns off

Scenario: Cooking stops after preset time
  Given I reproduce "Start cooking food"
  When 5 seconds elapsed
  Then variable timer equals 0
  And heating turns off
```

The mapping from domain-specific step “Given I open the door” to the action of sending a `door_opened` event to the statechart could be defined using plain Python code, by defining a new step following [Python Step Implementations of Behave](#).

```
from behave import given, when

@given('I open the door')
@when('I open the door')
def opening_door(context):
    context.interpreter.queue('door_opened')
```

For convenience, the `context` parameter automatically provided by Behave at runtime exposes three Sismic-specific attributes, namely `interpreter`, `trace` and `monitored_trace`. The first one corresponds to the interpreter being executed, the second one is a list of all executed macro steps, and the third one is list of macro steps restricted to the ones that were performed during the execution of the previous block of *when* steps.

However, this domain-specific step can also be implemented more easily as an alias of predefined step “Given I send event `door_opened`”. As we believe that most of the domain-specific steps are just aliases or combinations of

predefined steps, Sismic provides two convenient helpers to map new steps to predefined ones:

`sismic.bdd.map_action` (*step_text*, *existing_step_or_steps*)

Map new “given”/“when” steps to one or many existing one(s). Parameters are propagated to the original step(s) as well, as expected.

Examples:

- `map_action('I open door', 'I send event open_door')`
- `map_action('Event {name} has to be sent', 'I send event {name}')`
- `map_action('I do two things', ['First thing to do', 'Second thing to do'])`

Parameters

- **step_text** (*str*) – Text of the new step, without the “given” or “when” keyword.
- **existing_step_or_steps** (`Union[str, List[str]]`) – existing step, without the “given” or “when” keyword. Could be a list of steps.

Return type `None`

`sismic.bdd.map_assertion` (*step_text*, *existing_step_or_steps*)

Map a new “then” step to one or many existing one(s). Parameters are propagated to the original step(s) as well, as expected.

`map_assertion('door is open', 'state door open is active')` `map_assertion('{x} seconds elapsed', 'I wait for {x} seconds')` `map_assertion('assert two things', ['first thing to assert', 'second thing to assert'])`

Parameters

- **step_text** (*str*) – Text of the new step, without the “then” keyword.
- **existing_step_or_steps** (`Union[str, List[str]]`) – existing step, without “then” keyword. Could be a list of steps.

Return type `None`

Using these helpers, one can easily implement the domain-specific steps of our example:

```
from sismic.bdd import map_action, map_assertion

map_action('I open the door', 'I send event door_opened')
map_action('I close the door', 'I send event door_closed')
map_action('I place an item in the oven', 'I send event item_placed')
map_action('I press increase timer button {time} times', 'I repeat "I send event_
↪timer_inc" {time} times')
map_action('I press increase power button', 'I send event power_inc')
map_action('I press start button', 'I send event cooking_start')
map_action('I press stop button', 'I send event cooking_stop')
map_action('{tick} seconds elapsed', 'I repeat "I send event timer_tick" {tick} times
↪')

map_assertion('Heating turns on', 'Event heating_on is fired')
map_assertion('Heating does not turn on', 'Event heating_on is not fired')
map_assertion('heating turns off', 'Event heating_off is fired')
map_assertion('lamp turns on', 'Event lamp_switch_on is fired')
map_assertion('lamp turns off', 'Event lamp_switch_off is fired')
```

Assuming that the features are defined in `cooking.feature`, these steps in `steps.py`, and the microwave in `microwave.yaml`, then `sismic-bdd` can be used as follows:

```

$ sismic-bdd microwave.yaml --steps steps.py --features cooking.feature

Feature: Cooking # cooking.feature:1

[...]

1 feature passed, 0 failed, 0 skipped
3 scenarios passed, 0 failed, 0 skipped
17 steps passed, 0 failed, 0 skipped, 0 undefined
Took 0m0.040s

```

2.9 Statechart unit testing

2.9.1 About unit testing

Like any executable software artefacts, statecharts can and should be tested during their development. Like most other software libraries, the execution of Sismic can be checked with unit tests, including the execution of statecharts with Sismic.

There are many unit testing frameworks in Python. Internally, Sismic relies on `pytest` to check its own implementation as well as the execution of the statecharts provided as examples in the documentation.

Sismic API (especially the interpreter API) is open enough to make advanced unit testing possible. To ease the writing of unit tests, Sismic is bundled with `sismic.testing` module providing a set of common test primitives that can be used independently of a specific test framework.

Of course, these primitives do not cover all use cases, but cover the most frequent assertions that can be expected when the execution of a statechart has to be checked. Also, because some primitives are very easy to implement using the existing API, they are not included with this module.

For example:

- State 'name' is active: `'name' in interpreter.configuration;`
- Variable 'x' has value y: `interpreter.context['x'] = y;`
- Statechart is in a final configuration: `interpreter.final;`
- ...

2.9.2 Primitives for unit testing

`sismic.testing.state_is_entered(steps, name)`

Holds if state was entered during given steps.

Parameters

- **steps** (`Union[MacroStep, List[MacroStep]]`) – a macrostep or list of macrosteps
- **name** (`str`) – name of a state

Return type `bool`

Returns given state was entered

`sismic.testing.state_is_exited(steps, name)`

Holds if state was exited during given steps.

Parameters

- **steps** (Union[MacroStep, List[MacroStep]]) – a macrostep or list of macrosteps
- **name** (str) – name of a state

Return type bool

Returns given state was exited

`sismic.testing.event_is_fired(steps, name, parameters=None)`

Holds if an event was fired during given steps.

If name is None, this function looks for any event. If parameters are provided, their values are compared with the respective attribute of the event. Not *all* parameters have to be provided, as only the ones that are provided are actually compared.

Parameters

- **steps** (Union[MacroStep, List[MacroStep]]) – a macrostep or list of macrosteps
- **name** (Optional[str]) – name of an event
- **parameters** (Optional[Mapping[str, Any]]) – additional parameters

Return type bool

Returns event was fired

`sismic.testing.event_is_consumed(steps, name, parameters=None)`

Holds if an event was consumed during given steps.

If name is None, this function looks for any event. If parameters are provided, their values are compared with the respective attribute of the event. Not *all* parameters have to be provided, as only the ones that are provided are actually compared.

Parameters

- **steps** (Union[MacroStep, List[MacroStep]]) – a macrostep or list of macrosteps
- **name** (Optional[str]) – name of an event
- **parameters** (Optional[Mapping[str, Any]]) – additional parameters

Return type bool

Returns event was consumed

`sismic.testing.transition_is_processed(steps, transition=None)`

Holds if a transition was processed during given steps.

If no transition is provided, this function looks for any transition.

Parameters

- **steps** (Union[MacroStep, List[MacroStep]]) – a macrostep or list of macrosteps
- **transition** (Optional[Transition]) – a transition

Return type bool

Returns transition was processed

`sismic.testing.expression_holds(interpreter, expression)`

Holds if given expression holds.

Parameters

- **interpreter** (Interpreter) – current interpreter

- **expression** (*str*) – expression to evaluate

Return type `bool`

Returns expression holds

2.10 Dealing with time

It is quite usual in statecharts to find notations such as “*after 30 seconds*”, often expressed as specific events on a transition. Sismic does not support the use of these *special events*, and proposes instead to deal with time by making use of some specifics provided by its interpreter and the default Python code evaluator.

Every interpreter has an internal clock that is exposed through its `clock` attribute and that can be used to manipulate the time of the simulation.

The built-in Python code evaluator allows one to make use of `after(...)`, `idle(...)` in guards or contracts. These two Boolean predicates can be used to automatically compare the current time (as exposed by interpreter clock) with a predefined value that depends on the state in which the predicate is used. For instance, `after(x)` will evaluate to `True` if the current time of the interpreter is at least `x` seconds greater than the time when the state using this predicate (or source state in the case of a transition) was entered. Similarly, `idle(x)` evaluates to `True` if no transition was triggered during the last `x` seconds.

These two predicates rely on the `time` attribute of an interpreter. The value of that attribute is computed at the beginning of each executed step based on a clock.

Note: The interpreter’s time is set by the clock each time `execute_once()` is called. Consequently, a call to `execute()` (that repeatedly calls `execute_once()`) could lead to macro steps with different time values, depending on the duration required to process the underlying calls to `execute_once()`.

2.10.1 Interpreter clock

Sismic provides three implementations of `Clock` in its `sismic.clock` module. The first one is a `SimulatedClock` that can be manually or automatically incremented. In the latter case, the speed of the clock can be easily changed. The second implementation is a classical `UtcClock` that corresponds to a wall-clock in UTC with no flourish. The third implementation is a `SynchronizedClock` that synchronizes its time value based on the one of an interpreter. Its main use case is to support the co-execution of property statecharts.

By default, the interpreter uses a `SimulatedClock`. If you want the interpreter to rely on another kind of clock, pass an instance of `Clock` as the `clock` parameter of an interpreter constructor.

Simulated clock

The default clock is a `SimulatedClock` instance. Its current time value can be read from the `time` attribute. The clock starts at 0 and can either be manually changed by setting its time value, or automatically (after having called its `start()` method).

```
from sismic.clock import SimulatedClock

clock = SimulatedClock()
print('initial time:', clock.time)

clock.time += 10
print('new time:', clock.time)
```

```
initial time: 0
new time: 10
```

Note: Notice that time is expected to be monotonic: it is not allowed to set a new value that is strictly lower than the previous one.

To support pseudo real time, a *SimulatedClock* instance exposes two methods, namely *start()* and *stop()*. When the *start()* method is called, the clock measures the elapsed time using Python's `time.time()` function.

```
from time import sleep

clock = SimulatedClock()

clock.start()
sleep(0.1)
print('after 0.1: {:.1f}'.format(clock.time))
```

```
after 0.1: 0.1
```

You can still change the current time value even if the clock is started:

```
clock.time = 10
print('after having been set to 10: {:.1f}'.format(clock.time))

sleep(0.1)
print('after 0.1: {:.1f}'.format(clock.time))
```

```
after having been set to 10: 10.0
after 0.1: 10.1
```

Finally, a simulated clock can be accelerated or slowed down by changing the value of its *speed* attribute. By default, the value of this attribute is set to 1. A higher value (e.g., 2) means that the clock will be faster than real time (e.g., 2 times faster), while a lower value slows down the clock.

```
clock = SimulatedClock()
clock.speed = 100

clock.start()
sleep(0.1)
clock.stop()

print('new time: {:.0f}'.format(clock.time))
```

```
new time: 10
```

Example: manual time

The following example illustrates a statechart modelling the behavior of a simple *elevator*. If the elevator is sent to the 4th floor then, according to the YAML definition of this statechart, the elevator should automatically go back to the ground floor after 10 seconds.

```
- target: doorsClosed
  guard: after(10) and current > 0
  action: destination = 0
```

Rather than waiting for 10 seconds, one can simulate this. First, one should load the statechart and initialize the interpreter:

```
from sismic.io import import_from_yaml
from sismic.interpreter import Interpreter, Event

statechart = import_from_yaml(filepath='examples/elevator/elevator.yaml')

interpreter = Interpreter(statechart)
```

The time of the internal clock of our interpreter is set to 0 by default. We now ask our elevator to go to the 4th floor.

```
interpreter.queue(Event('floorSelected', floor=4))
interpreter.execute()
```

The elevator should now be on the 4th floor. We inform the interpreter that 2 seconds have elapsed:

```
interpreter.clock.time += 2
print(interpreter.execute())
```

The output should be an empty list []. Of course, nothing happened since the condition `after(10)` is not satisfied yet. We now inform the interpreter that 8 additional seconds have elapsed.

```
interpreter.clock.time += 8
interpreter.execute()
```

The elevator must have moved down to the ground floor. Let's check the current floor:

```
print(interpreter.context.get('current'))
```

```
0
```

Example: automatic time

If the execution of a statechart needs to rely on a real clock, the simplest way to achieve this is by using the `start()` method of an interpreter clock.

Let us first initialize an interpreter using one of our statechart example, the *elevator*:

```
from sismic.io import import_from_yaml
from sismic.interpreter import Interpreter, Event

statechart = import_from_yaml(filepath='examples/elevator/elevator.yaml')

interpreter = Interpreter(statechart)
```

Initially, the internal clock is set to 0. As we want to simulate the statechart based on real-time, we need to start the clock. For this example, as we don't want to have to wait 10 seconds for the elevator to move to the ground floor, we speed up the internal clock by a factor of 100:

```
interpreter.clock.speed = 100
interpreter.clock.start()
```

We can now execute the statechart by sending a `floorSelected` event, and wait for the output. For our example, we first ask the statechart to send to elevator to the 4th floor.

```
interpreter.queue(Event('floorSelected', floor=4))
interpreter.execute()
print('Current floor:', interpreter.context.get('current'))
print('Current time:', int(interpreter.clock.time))
```

At this point, the elevator is on the 4th floor and is waiting for another input event. The internal clock value is still close to 0.

```
Current floor: 4
Current time: 0
```

Let's wait 0.1 second (remember that we speed up the internal clock, so 0.1 second means 10 seconds for our elevator):

```
from time import sleep

sleep(0.1)
interpreter.execute()
```

We can now check that our elevator is on the ground floor:

```
print(interpreter.context.get('current'))
```

```
0
```

Wall-clock

The second clock provided by Sismic is a `UtcClock` whose time is synchronized with system time (it relies on the `time.time()` function of Python).

```
from sismic.clock import UtcClock
from time import time

clock = UtcClock()
assert (time() - clock.time) <= 1
```

Synchronized clock

The third clock is a *SynchronizedClock* that expects an *Interpreter* instance, and synchronizes its time value based on the value of the `time` attribute of the interpreter.

The main use cases are when statechart executions have to be synchronized to the point where a shared clock instance is not sufficient because executions should occur at exactly the same time, up to the milliseconds. Internally, this clock is used when property statecharts are bound to an interpreter, as they need to be executed at the exact same time.

Implementing other clocks

You can quite easily write your own clock implementation, for example if you need to synchronize different distributed interpreters. Simply subclass the *Clock* base class.

class `sismic.clock.Clock`

Abstract implementation of a clock, as used by an interpreter.

The purpose of a clock instance is to provide a way for the interpreter to get the current time during the execution of a statechart.

abstract property time

Current time

Return type `float`

2.10.2 Delayed events

Sismic also has support for delayed events, i.e. events that will be triggered in the future.

When a delayed event is queued in an interpreter at time T with delay D , it is not processed by a call to `execute()` or to `execute_once()` unless the current clock time value exceeds $T + D$.

Delayed events can be created simply by providing a `delay` parameter when an *Event* instance is created, or when calling an interpreter's `queue()` method.

```
from sismic.io import import_from_yaml
from sismic.interpreter import Interpreter

statechart = import_from_yaml(filepath='examples/elevator/elevator.yaml')
interpreter = Interpreter(statechart)

interpreter.queue('floorSelected', floor=4, delay=5)
```

Delayed events are not processed by the interpreter, as long as the current clock as not reach given delay.

```
print('Current time:', interpreter.clock.time) # 0
interpreter.execute()
print('Current floor:', interpreter.context['current']) # Still on ground floor
```

```
Current time: 0
Current floor: 0
```

They are processed as soon as the clock time value exceeds the expected delay:

```
interpreter.clock.time = 5
interpreter.execute()
print('Current floor:', interpreter.context['current']) # Still on ground floor
```

```
Current floor: 4
```

Notice that the time when a delayed event will be processed is based on the time value of the clock when the `queue()` method is called, not the `time` attribute that corresponds to the time of the last executed step.

```
interpreter.clock.time = 6
print('Interpreter time:', interpreter.time)
print('Clock time:', interpreter.clock.time)

interpreter.queue('floorSelected', floor=2, delay=1)
```

```
Interpreter time: 5
Clock time: 6
```

```
interpreter.clock.time = 7
interpreter.execute() # Event is processed, because 6 + 1 >= 7

print('Current floor:', interpreter.context['current'])
```

```
Current floor: 2
```

2.11 Running multiple statecharts

It is not unusual to have to deal with multiple distinct components in which the behavior of a component is driven by things that happen in the other components. One can model such a situation using a single statechart with parallel states, or by plugging several statecharts into one main statechart (see `sismic.model.Statechart.copy_from_statechart()`). The communication and synchronization between the components can be done either by using `active(state_name)` in guards, or by sending internal events that address other components.

However, we believe that this approach is not very convenient:

- all the components must be defined in a single statechart;
- state name collision could occur;
- components must share a single execution context;
- component composition is not easy to achieve
- ...

Sismic allows to define multiple components in multiple statecharts, and brings a way for those statecharts to communicate and synchronize via events.

2.11.1 Communicating statecharts

Every instance of `Interpreter` exposes a `bind()` method which allows to bind statecharts.

`Interpreter.bind(interpreter_or_callable)`

Bind an interpreter (or a callable) to the current interpreter.

Internal events sent by this interpreter will be propagated as external events. If `interpreter_or_callable` is an `Interpreter` instance, its `queue` method is called. This is, if `i1` and `i2` are interpreters, `i1.bind(i2)` is equivalent to `i1.bind(i2.queue)`.

This method is a higher-level interface for `self.attach`. If `x = interpreter.bind(...)`, use `interpreter.detach(x)` to unbind a previously bound interpreter.

Parameters `interpreter_or_callable` (Union[Interpreter, Callable[[Event], Any]]) – interpreter or callable to bind.

Return type Callable[[MetaEvent], Any]

Returns the resulting attached listener.

When an interpreter `interpreter_1` is bound to an interpreter `interpreter_2` using `interpreter_1.bind(interpreter_2)`, the **internal** events that are sent by `interpreter_1` are automatically propagated as **external** events to `interpreter_2`. The binding is not restricted to only two statecharts. For example, assume we have three instances of `Interpreter`:

```
assert isinstance(interpreter_1, Interpreter)
assert isinstance(interpreter_2, Interpreter)
assert isinstance(interpreter_3, Interpreter)
```

We define a bidirectional communication between the two first interpreters:

```
interpreter_1.bind(interpreter_2)
interpreter_2.bind(interpreter_1)
```

We also bind the third interpreters with the two first ones.

```
interpreter_3.bind(interpreter_1)
interpreter_3.bind(interpreter_2)
```

When an internal event is sent by an interpreter, the bound interpreters also receive this event as an external event. In the last example, when an internal event is sent by `interpreter_3`, then a corresponding external event is sent both to `interpreter_1` and `interpreter_2`.

Note: Practically, unless you subclassed `Interpreter`, the only difference between internal and external events is the priority order in which they are processed by the interpreter.

```
from seismic.interpreter import InternalEvent

# Manually create and raise an internal event
interpreter_3._raise_event(InternalEvent('test'))

print('Events for interpreter_1:', interpreter_1._select_event(consume=False))
print('Events for interpreter_2:', interpreter_2._select_event(consume=False))
print('Events for interpreter_3:', interpreter_3._select_event(consume=False))
```

```
Events for interpreter_1: Event('test')
Events for interpreter_2: Event('test')
Events for interpreter_3: InternalEvent('test')
```

Note: The `bind()` method is a high-level interface for `attach()`. Internally, the former wraps given interpreter or callable with an appropriate listener before calling `attach()`. You can unbound a previously bound interpreter with `detach()` method. This method accepts a previously attached listener, so you'll need to keep track of the listener returned by the initial call to `bind()`.

Example of communicating statecharts

Consider our running example, the elevator statechart. This statechart expects to receive *floorSelected* events (with a *floor* parameter representing the selected floor). The statechart operates autonomously, provided that we send such events.

Let us define a new statechart that models a panel of buttons for our elevator. For example, we consider that our panel has 4 buttons numbered 0 to 3.

```
statechart:
  name: Elevator buttons
  description: |
    Buttons that remotely control the elevator.
  root state:
    name: active
    parallel states:
      - name: button_0
        transitions:
          - event: button_0_pushed
            action: send('floorSelected', floor= 0)
      - name: button_1
        transitions:
          - event: button_1_pushed
            action: send('floorSelected', floor= 1)
      - name: button_2
        transitions:
          - event: button_2_pushed
            action: send('floorSelected', floor= 2)
      - name: button_3
        transitions:
          - event: button_3_pushed
            action: send('floorSelected', floor= 3)
```

As you can see in the YAML version of this statechart, the panel expects an event for each button: *button_0_pushed*, *button_1_pushed*, *button_2_pushed* and *button_3_pushed*. Each of those event causes the execution of a transition which, in turn, creates and sends a *floorSelected* event. The *floor* parameter of this event corresponds to the button number.

We bind our panel with our elevator, such that the panel can control the elevator:

```
from sismic.io import import_from_yaml
from sismic.interpreter import Interpreter

elevator = Interpreter(import_from_yaml(filepath='examples/elevator/elevator.yaml'))
buttons = Interpreter(import_from_yaml(filepath='examples/elevator/elevator_buttons.
↪yaml'))

# Elevator will receive events from buttons
buttons.bind(elevator)
```

Events that are sent **to** buttons are not propagated, but events that are sent **by** buttons are automatically propagated to elevator:

```
print('Awaiting event in buttons:', buttons._select_event()) # None
buttons.queue('button_2_pushed')

print('Awaiting event in buttons:', buttons._select_event()) # External event
print('Awaiting event in elevator:', elevator._select_event()) # None
```

(continues on next page)

(continued from previous page)

```

buttons.execute(max_steps=2) # (1) initialize buttons, and (2) consume button_2_
↪pushed
print('Awaiting event in buttons:', buttons._select_event()) # Internal event
print('Awaiting event in elevator:', elevator._select_event()) # External event

```

```

Awaiting event in buttons: None
Awaiting event in buttons: Event('button_2_pushed')
Awaiting event in elevator: None
Awaiting event in buttons: InternalEvent('floorSelected', floor=2)
Awaiting event in elevator: Event('floorSelected', floor=2)

```

The execution of bound statecharts does not differ from the execution of unbound statecharts:

```

elevator.execute()
print('Current floor:', elevator.context.get('current'))

```

```

Current floor: 2

```

2.11.2 Synchronizing the clock

Each interpreter in Sismic has its own clock to deal with time (see *Dealing with time*). When creating an interpreter, it is possible to specify which clock should be used to compute the `time` attribute of the interpreter. When multiple statecharts have to be run concurrently, it is often convenient to have their time synchronized. This can be achieved (to some extent) by providing a shared instance of a clock to their interpreter.

```

from sismic.io import import_from_yaml

elevator_sc = import_from_yaml(filepath='examples/elevator/elevator.yaml')
buttons_sc = import_from_yaml(filepath='examples/elevator/elevator_buttons.yaml')

from sismic.clock import SimulatedClock
from sismic.interpreter import Interpreter

# Create the clock and share its instance with all interpreters
clock = SimulatedClock()
elevator = Interpreter(elevator_sc, clock=clock)
buttons = Interpreter(buttons_sc, clock=clock)

```

Note: As *SimulatedClock* is the default clock used in Sismic, we could have written the three last lines of this example as follow:

```

elevator = Interpreter(elevator_sc)
buttons = Interpreter(buttons_sc, clock=elevator.clock)

```

We can now execute the statecharts and check their time value.

```

clock.start()

elevator_step = elevator.execute_once()

```

(continues on next page)

(continued from previous page)

```
buttons_step = buttons.execute_once()

clock.stop()
```

As a single instance of a clock is used by both interpreter, the values exposed by their clocks are obviously the same:

```
assert elevator.clock.time == buttons.clock.time
```

However, even if the clock is the same for all interpreters, this does not always mean that the calls to `execute_once()` are all performed at the same time. Depending on the time required to process the first `execute_once`, the second one will be called with a delay of (at least) a few milliseconds.

We can check this by looking at the `time` attribute of the returned steps, or by looking at the `time` attribute of the interpreter that corresponds to the time of the last executed step:

```
assert elevator_step.time != buttons_step.time
assert elevator.time != buttons.time
```

To avoid these slight variations between different calls to `execute_once()`, Sismic offers a `SynchronizedClock` whose value is based on another interpreter's time.

```
from seismic.clock import SynchronizedClock

elevator = Interpreter(elevator_sc)
buttons = Interpreter(buttons_sc, clock=SynchronizedClock(elevator))
```

With the help of this `SynchronizedClock`, it is possible to perfectly “align” the time of several interpreters. Obviously, in this context, we first need to execute the interpreter that “drives” the time:

```
elevator.clock.start()

elevator_step = elevator.execute_once()
buttons_step = buttons.execute_once()

elevator.clock.stop()
```

Now we can check that the time of the last executed steps are the same:

```
assert elevator_step.time == buttons_step.time
assert elevator.time == buttons.time
```

Note: While the two interpreters were virtually executed at the same time value, their clocks still have different values as a `SynchronizedClock` is based on the `time` attribute of given interpreter and not on its internal clock.

```
assert elevator.clock.time != buttons.clock.time
```

Warning: Because the time of an interpreter is set by the clock each time `execute_once()` is called, you should avoid using `execute()` (that repeatedly calls `execute_once()`) if you want a perfect synchronization between two or more interpreters. In our example, a call to `execute()` instead of `execute_once()` for the first interpreter implies that the time value of the second interpreter will equal the time value of the first interpreter after having executed all its macro steps. In other words, the execution of the second interpreter will be synchronized with the execution of the last macro step of the first interpreter in that case.

2.12 Integrate statecharts into your code

Sismic provides several ways to integrate executable statecharts into your Python source code. The simplest way is to directly *embed* the entire code in the statechart's description. This was illustrated with the Elevator example in *Include code in statecharts*. Its code is part of the YAML file of the statechart, and interpreted by Sismic during the statechart's execution.

In order to make a statechart communicate with the source code contained in the environment in which it is executed, there are basically two approaches:

1. The statechart sends events to, or receives external events from the environment.
2. The environment stores shared objects in the statechart's initial context, and the statechart calls operations on these objects and/or accesses the variables contained in it.

Of course, one could also use a hybrid approach, combining ideas from the three approaches above.

2.12.1 Running example

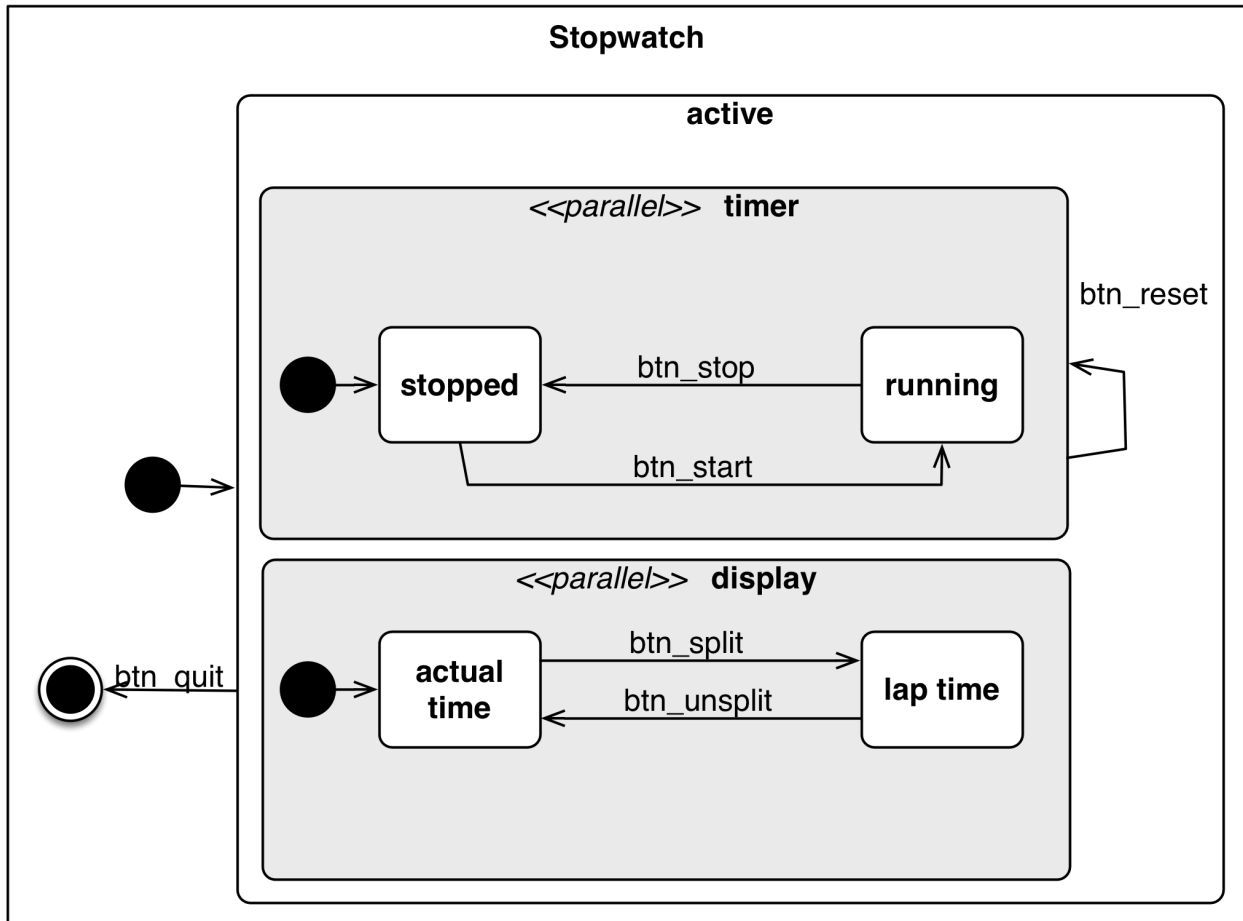
In this document, we will present the main differences between the two approaches, on the basis of a simple example of a Graphical User Interface (GUI) whose behaviour is defined by a statechart. All the source code and YAML files for this example, discussed in more detail below, is available in the *docs/examples* directory of Sismic's repository.

The example represents a simple stopwatch, i.e., a timer than can be started, stopped and reset. It also provides a split time feature and a display of the elapsed time. A button-controlled GUI of such a stopwatch looks as follows (inactive buttons are greyed out):



Essentially, the stopwatch simply displays a value, representing the elapsed time (expressed in seconds), which is initially 0. By clicking on the *start* button the stopwatch starts running. When clicking on *stop*, the stopwatch stops running. By using *split*, the time being displayed is temporarily frozen, although the stopwatch continues to run. Clicking on *unsplit* while continue to display the actual elapsed time. *reset* will restart from 0, and *quit* will quit the stopwatch application.

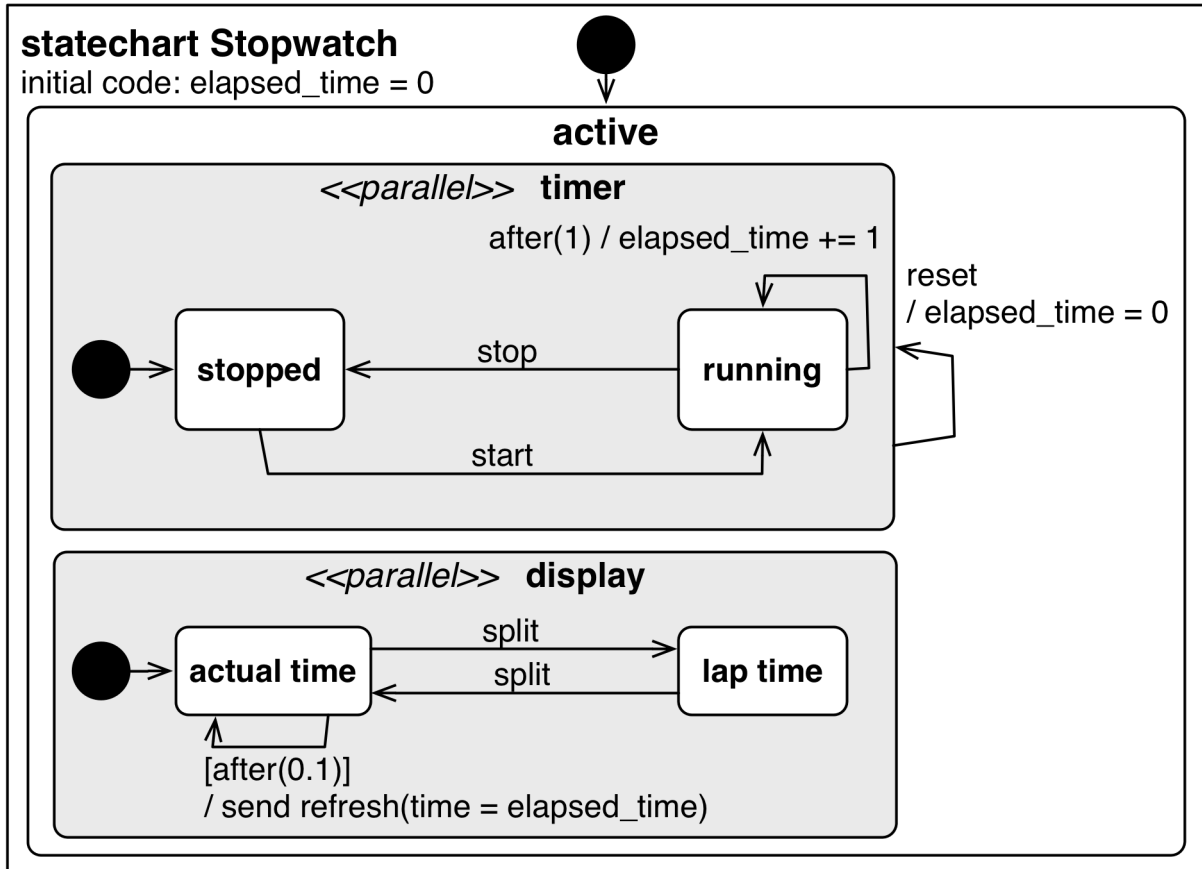
The idea is that the buttons will trigger state changes and actions carried out by an underlying statechart. Taking abstraction of the concrete implementation, the statechart would essentially look as follows, with one main *active* state containing two parallel substates *timer* and *display*.



2.12.2 Controlling a statechart from within the environment

Let us illustrate how to control a statechart through source code that executes in the environment containing the statechart. The statechart's behaviour is triggered by external events sent to it by the source code each time one of the buttons in the GUI is pressed. Conversely, the statechart itself can send events back to the source code to update its display.

This statechart looks as follows:



Here is the YAML file containing the textual description of this statechart:

```

statechart:
  name: Stopwatch
  description: |
    A simple stopwatch which support "start", "stop", "split", and "reset".
    These features are triggered respectively using "start", "stop", "split", and
    ↪"reset".

    The stopwatch sends an "refresh" event each time the display is updated.
    The value to display is attached to the event under the key "time".

    The statechart is composed of two parallel regions:
    - A "timer" region which increments "elapsed_time" if timer is running
    - A "display" region that refreshes the display according to the actual time/lap_
    ↪time feature

  preamble: elapsed_time = 0
  root state:
    name: active
    parallel states:
      - name: timer
        initial: stopped
        transitions:
          - event: reset
            action: elapsed_time = 0
        states:
  
```

(continues on next page)

(continued from previous page)

```

- name: running
  transitions:
    - event: stop
      target: stopped
    - guard: after(1)
      target: running
      action: elapsed_time += 1
- name: stopped
  transitions:
    - event: start
      target: running
- name: display
  initial: actual time
  states:
    - name: actual time
      transitions:
        - guard: after(0.2)
          target: actual time
          action: |
            send('refresh', time=elapsed_time)
        - event: split
          target: lap time
    - name: lap time
      transitions:
        - event: split
          target: actual time

```

We observe that the statechart contains an `elapsed_time` variable, that is updated every second while the stopwatch is in the *running* state. The statechart will modify its behaviour by receiving *start*, *stop*, *reset* and *split* events from its external environment. In parallel to this, every 100 milliseconds, the *display* state of the statechart sends a *refresh* event (parameterised by the `time` variable containing the `elapsed_time` value) back to its external environment. In the *lap time* state (reached through a *split* event), this regular refreshing is stopped until a new *split* event is received.

The source code (shown below) that defines the GUI of the stopwatch, and that controls the statechart by sending it events, is implemented using the `Tkinter` library. Each button of the GUI is bound to a Python method in which the corresponding event is created and sent to the statechart. The statechart is *bound* to the source code by defining a new `Interpreter` that contains the parsed YAML specification, and using the `bind()` method. The `event_handler` passed to it allows the Python source code to receive events back from the statechart. In particular, the `w_timer` field of the GUI will be updated with a new value of the time whenever the statechart sends a *refresh* event. The `run` method, which is put in Tk's mainloop, updates the internal clock of the interpreter and executes the interpreter.

```

import time
import tkinter as tk

from sismic.interpreter import Interpreter
from sismic.io import import_from_yaml

# The two following lines are NOT needed in a typical environment.
# These lines make sismic available in our testing environment
import sys
sys.path.append('../..')

```

(continues on next page)

(continued from previous page)

```

# Create a tiny GUI
class StopwatchApplication(tk.Frame):
    def __init__(self, master=None):
        super().__init__(master)

        # Initialize widgets
        self.create_widgets()

        # Create a Stopwatch interpreter
        with open('stopwatch.yaml') as f:
            statechart = import_from_yaml(f)
        self.interpreter = Interpreter(statechart)
        self.interpreter.clock.time = time.time()

        # Bind interpreter events to the GUI
        self.interpreter.bind(self.event_handler)

        # Run the interpreter
        self.run()

    def run(self):
        # Update internal clock and execute interpreter
        self.interpreter.clock.time = time.time()
        self.interpreter.execute()

        # Queue a call every 100ms on tk's mainloop
        self.after(100, self.run)

        # Update the widget that contains the list of active states.
        self.w_states['text'] = 'active states: ' + ', '.join(self.interpreter.
↪configuration)

    def create_widgets(self):
        self.pack()

        # Add buttons
        self.w_btn_start = tk.Button(self, text='start', command=self._start)
        self.w_btn_stop = tk.Button(self, text='stop', command=self._stop)
        self.w_btn_split = tk.Button(self, text='split', command=self._split)
        self.w_btn_unsplit = tk.Button(self, text='unsplit', command=self._unsplit)
        self.w_btn_reset = tk.Button(self, text='reset', command=self._reset)
        self.w_btn_quit = tk.Button(self, text='quit', command=self._quit)

        # Initial button states
        self.w_btn_stop['state'] = tk.DISABLED
        self.w_btn_unsplit['state'] = tk.DISABLED

        # Pack
        self.w_btn_start.pack(side=tk.LEFT,)
        self.w_btn_stop.pack(side=tk.LEFT,)
        self.w_btn_split.pack(side=tk.LEFT,)
        self.w_btn_unsplit.pack(side=tk.LEFT,)
        self.w_btn_reset.pack(side=tk.LEFT,)
        self.w_btn_quit.pack(side=tk.LEFT,)

        # Active states label

```

(continues on next page)

```
self.w_states = tk.Label(root)
self.w_states.pack(side=tk.BOTTOM, fill=tk.X)

# Timer label
self.w_timer = tk.Label(root, font=("Helvetica", 16), pady=5)
self.w_timer.pack(side=tk.BOTTOM, fill=tk.X)

def event_handler(self, event):
    # Update text widget when timer value is updated
    if event.name == 'refresh':
        self.w_timer['text'] = event.time

def _start(self):
    self.interpreter.queue('start')
    self.w_btn_start['state'] = tk.DISABLED
    self.w_btn_stop['state'] = tk.NORMAL

def _stop(self):
    self.interpreter.queue('stop')
    self.w_btn_start['state'] = tk.NORMAL
    self.w_btn_stop['state'] = tk.DISABLED

def _reset(self):
    self.interpreter.queue('reset')

def _split(self):
    self.interpreter.queue('split')
    self.w_btn_split['state'] = tk.DISABLED
    self.w_btn_unsplit['state'] = tk.NORMAL

def _unsplit(self):
    self.interpreter.queue('split')
    self.w_btn_split['state'] = tk.NORMAL
    self.w_btn_unsplit['state'] = tk.DISABLED

def _quit(self):
    self.master.destroy()

if __name__ == '__main__':
    # Create GUI
    root = tk.Tk()
    root.wm_title('StopWatch')
    app = StopwatchApplication(master=root)

    app.mainloop()
```


2.12.3 Controlling the environment from within the statechart

In this second example, we basically reverse the idea: now the Python code that resides in the environment contains the logic (e.g., the `elapsed_time` variable), and this code is exposed to, and controlled by, a statechart that represents the main loop of the program and calls the necessary methods in the source code. These method calls are associated to actions on the statechart's transitions. With this solution, the statechart is no longer a *black box*, since it needs to be aware of the source code, in particular the methods it needs to call in this code.

An example of the Python code that is controlled by the statechart is given below:

```
class Stopwatch:
    def __init__(self):
        self.elapsed_time = 0
        self.split_time = 0
        self.is_split = False
        self.running = False

    def start(self):
        # Start internal timer
        self.running = True

    def stop(self):
        # Stop internal timer
        self.running = False

    def reset(self):
        # Reset internal timer
        self.elapsed_time = 0

    def split(self):
        # Split time
        if not self.is_split:
            self.is_split = True
            self.split_time = self.elapsed_time

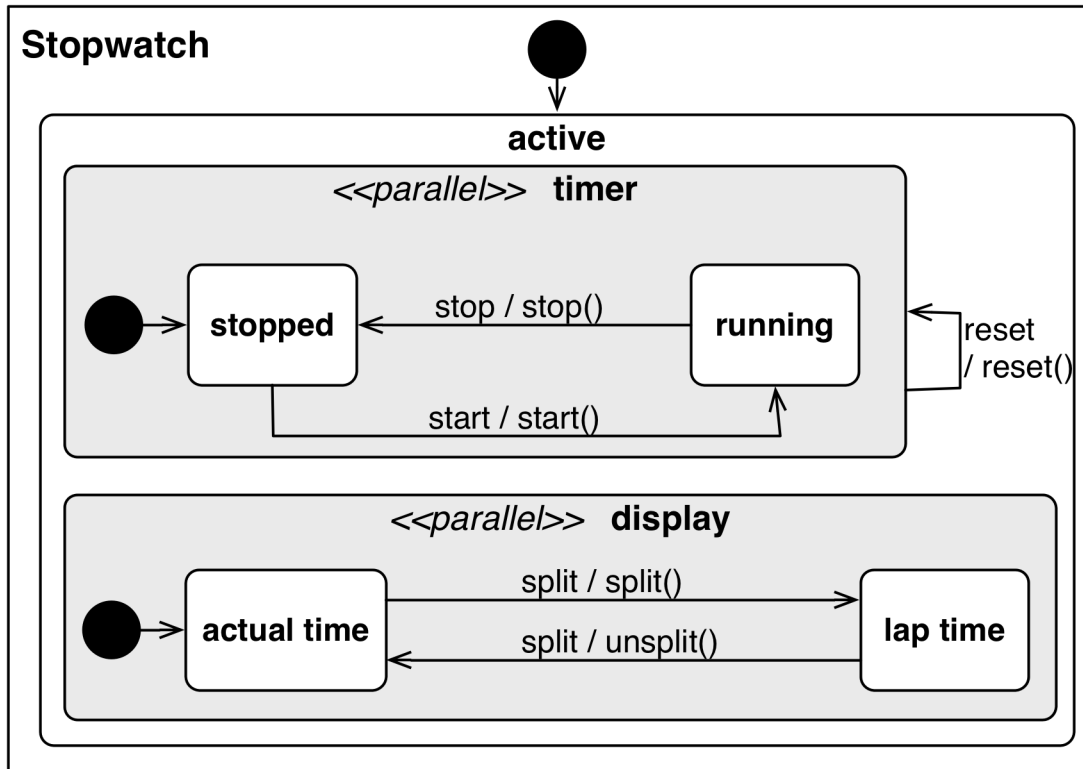
    def unsplit(self):
        # Unsplit time
        if self.is_split:
            self.is_split = False

    def display(self):
        # Return the value to display
        if self.is_split:
            return int(self.split_time)
        else:
            return int(self.elapsed_time)

    def update(self, delta):
        # Update internal timer of ``delta`` seconds
        if self.running:
            self.elapsed_time += delta
```

The statechart expects such a `Stopwatch` instance to be created and provided in its initial context. Recall that an *Interpreter* accepts an optional `initial_context` parameter. In this example, `initial_context={'stopwatch': Stopwatch()}`.

The statechart is simpler than in the previous example: one parallel region handles the running status of the stopwatch, and a second one handles its split features.

**statechart:****name:** Stopwatch**description:** |

A simple stopwatch which support "start", "stop", "split", and "reset".

These features are triggered respectively using "start", "stop", "split", and ↪ "reset".

The stopwatch expects a "stopwatch" object in its initial context.

This object should support the following methods: "start", "stop", "split", "reset ↪", and "unsplit".

root state:**name:** active**parallel states:**- **name:** timer**initial:** stopped**transitions:**- **event:** reset**action:** stopwatch.reset()**states:**- **name:** running**transitions:**- **event:** stop**target:** stopped**action:** stopwatch.stop()- **name:** stopped**transitions:**- **event:** start**target:** running**action:** stopwatch.start()- **name:** display

(continues on next page)

(continued from previous page)

```

initial: actual time
states:
  - name: actual time
    transitions:
      - event: split
        target: lap time
        action: stopwatch.split()
  - name: lap time
    transitions:
      - event: split
        target: actual time
        action: stopwatch.unsplit()

```

The Python code of the GUI no longer needs to *listen* to the events sent by the interpreter. It should, of course, continue to send events (corresponding to button presses) to the statechart using `send`. The *binding* between the statechart and the GUI is now achieved differently, by simply passing the `stopwatch` object to the *Interpreter* as its `initial_context`.

```

import time
import tkinter as tk

from sismic.interpreter import Interpreter
from sismic.io import import_from_yaml
from stopwatch import Stopwatch

# The two following lines are NOT needed in a typical environment.
# These lines make sismic available in our testing environment
import sys
sys.path.append('../..')

# Create a tiny GUI
class StopwatchApplication(tk.Frame):
    def __init__(self, master=None):
        super().__init__(master)

        # Initialize widgets
        self.create_widgets()

        # Create a Stopwatch interpreter
        with open('stopwatch_external.yaml') as f:
            statechart = import_from_yaml(f)

        # Create a stopwatch object and pass it to the interpreter
        self.stopwatch = Stopwatch()
        self.interpreter = Interpreter(statechart, initial_context={'stopwatch': self.
↪stopwatch})
        self.interpreter.clock.start()

        # Run the interpreter
        self.run()

        # Update the stopwatch every 100ms

```

(continues on next page)

(continued from previous page)

```
self.after(100, self.update_stopwatch)

def update_stopwatch(self):
    self.stopwatch.update(delta=0.1)
    self.after(100, self.update_stopwatch)

    # Update timer label
    self.w_timer['text'] = self.stopwatch.display()

def run(self):
    # Queue a call every 100ms on tk's mainloop
    self.interpreter.execute()
    self.after(100, self.run)
    self.w_states['text'] = 'active states: ' + ', '.join(self.interpreter.
↪configuration)

def create_widgets(self):
    self.pack()

    # Add buttons
    self.w_btn_start = tk.Button(self, text='start', command=self._start)
    self.w_btn_stop = tk.Button(self, text='stop', command=self._stop)
    self.w_btn_split = tk.Button(self, text='split', command=self._split)
    self.w_btn_unsplit = tk.Button(self, text='unsplit', command=self._unsplit)
    self.w_btn_reset = tk.Button(self, text='reset', command=self._reset)
    self.w_btn_quit = tk.Button(self, text='quit', command=self._quit)

    # Initial button states
    self.w_btn_stop['state'] = tk.DISABLED
    self.w_btn_unsplit['state'] = tk.DISABLED

    # Pack
    self.w_btn_start.pack(side=tk.LEFT,)
    self.w_btn_stop.pack(side=tk.LEFT,)
    self.w_btn_split.pack(side=tk.LEFT,)
    self.w_btn_unsplit.pack(side=tk.LEFT,)
    self.w_btn_reset.pack(side=tk.LEFT,)
    self.w_btn_quit.pack(side=tk.LEFT,)

    # Active states label
    self.w_states = tk.Label(root)
    self.w_states.pack(side=tk.BOTTOM, fill=tk.X)

    # Timer label
    self.w_timer = tk.Label(root, font=("Helvetica", 16), pady=5)
    self.w_timer.pack(side=tk.BOTTOM, fill=tk.X)

def _start(self):
    self.interpreter.queue('start')
    self.w_btn_start['state'] = tk.DISABLED
    self.w_btn_stop['state'] = tk.NORMAL

def _stop(self):
    self.interpreter.queue('stop')
    self.w_btn_start['state'] = tk.NORMAL
    self.w_btn_stop['state'] = tk.DISABLED
```

(continues on next page)

(continued from previous page)

```
def _reset(self):
    self.interpreter.queue('reset')

def _split(self):
    self.interpreter.queue('split')
    self.w_btn_split['state'] = tk.DISABLED
    self.w_btn_unsplit['state'] = tk.NORMAL

def _unsplit(self):
    self.interpreter.queue('split')
    self.w_btn_split['state'] = tk.NORMAL
    self.w_btn_unsplit['state'] = tk.DISABLED

def _quit(self):
    self.master.destroy()

if __name__ == '__main__':
    # Create GUI
    root = tk.Tk()
    root.wm_title('StopWatch (external)')
    app = StopwatchApplication(master=root)

    app.mainloop()
```

2.13 Credits

2.13.1 Development Lead

- Alexandre Decan

2.13.2 Contributors

- Tom Mens
- Mathieu Goeminne
- Ali Parsai
- Nikos Spanoudakis
- Timothy Rule
- Jan Wouter Versluis
- Frederik Mathiesen
- Stéphane Bidoul

2.14 Changelog

2.14.1 1.6.2 (2020-12-29)

- (Added) Support for Python 3.9.
- (Fixed) Remove deprecated import from `collections` (#101).
- (Fixed) Remove deprecated `threading.isAlive` used in `ismic.runner.AsyncRunner`.

2.14.2 1.6.1 (2020-07-10)

- (Fixed) Remove dependency to `typing` since it is no longer required for Python 3.5 and prevents the installation of Sismic.

2.14.3 1.6.0 (2020-03-28)

- (Added) Arrows to represent initial memory of an history state for `ismic.io.export_to_plantuml` (#96).
- (Fixed) Issue preventing initial memory to be defined for history states (#95).

2.14.4 1.5.0 (2020-03-09)

- (Added) A `ismic-plantuml` command-line utility to access `ismic.io.export_to_plantuml`.

2.14.5 1.4.2 (2019-07-19)

- (Fixed) Transitions are no longer duplicated when calling `copy_from_statechart` (#91).

2.14.6 1.4.1 (2019-01-15)

The internals required to expose time and event-related predicates in a `PythonEvaluator` are moved to the `Interpreter` instead of being handled by context providers. This eases the implementation by other code evaluators of uniform semantics for these predicates. This change does not affect Sismic public API.

- (Deprecated) Internal module `ismic.code.context`.

2.14.7 1.4.0 (2018-10-21)

This new release contains many internal changes. While the public API is stable and/or backwards compatible, expect some breaking changes if you relied on Sismic internal API.

A new binding/monitoring system has been deployed on `Interpreter`, allowing listeners to be notified about meta-events. Listeners are simply callables that accept meta-events instances.

- (Added) An `Interpreter.attach` method that accepts any callable. Meta-events raised by the interpreter are propagated to attached listeners.
- (Added) An `Interpreter.detach` method to detach a previously attached listener.

- (Added) Module `sismic.interpreter.listener` with two convenient listeners for the newly introduced `Interpreter.attach` method. The `InternalEventListener` identifies sent events and propagates them as external events. The `PropertyStatechartListener` propagates meta-events, executes and checks property statecharts.
- (Changed) `Interpreter.bind` is built on top of `attach` and `InternalEventListener`.
- (Changed) `Interpreter.bind_property_statechart` is built on top of `attach` and `PropertyStatechartListener`.
- (Changed) Meta-Event `step started` has a `time` attribute.
- (Changed) Property statecharts are checked for each meta-events, not only at the end of the step.
- (Changed) Meta-events `step started` and `step ended` are sent even if no step can be processed.
- (Deprecated) Passing an `interpreter` to `bind_property_statechart` is deprecated, use `interpreter_klass` instead.

Time and event related predicates were extracted from `PythonEvaluator` to ease their reuse. They can be found in `TimeContextProvider` and `EventContextProvider` of `sismic.code.context` and rely on the new monitoring system:

- (Added) `TimeContextProvider` and `EventContextProvider` in `sismic.code.context` that exposes most of the predicates that are used in `PythonEvaluator`.
- (Added) A `setdefault` function that can be used in the preamble and actions of a statechart to assign a default value to a variable.
- (Changed) Most predicates exposed by `PythonEvaluator` are implemented by context providers.
- (Deprecated) `on_step_starts` method of an `Evaluator`.

We also refactored how events are passed and processed by the interpreter. The main visible consequences are:

- (Added) Event parameters can be directly passed to `Interpreter.queue`.
- (Fixed) Internal events are processed before external ones (regression introduced in 1.3.0).
- (Fixed) Optional transition for `testing.transition_is_processed`, as promised by its documentation but not implemented.
- (Removed) Internal module `sismic.interpreter.queue`.
- (Deprecated) `DelayedEvent`, use `Event` with a `delay` parameter instead.
- (Deprecated) BDD step `delayed event sent`, use `event sent` instead.

And some other small changes:

- (Added) Documentation about concurrently running multiple statecharts.
- (Changed) State invariants are checked even if no step can be processed.
- (Fixed) Hook-errors reported by `sismic-bdd` CLI are a little bit more verbose (#81).

2.14.8 1.3.0 (2018-07-06)

Priority can be defined on transitions, allowing to simulate default transitions and to break non-deterministic situations when many transitions are triggered for a single source state:

- (Added) Priority can be set for transitions (using *low*, *high* or any integer in yaml). Transitions are selected according to their priorities (still following eventless and inner-first/source state semantics).
- (Added) Interpreter's `_select_transitions` gets two new parameters, `eventless_first` and `inner_first`. Both default to `True` and can be used in subclasses to change the default semantics of the interpreter.

The current time of an interpreter is now clock-based driven, thanks to the `Clock` base class and its implementations.

- (Added) A `sismic.clock` module with a `Clock` base class and three direct implementations, namely `SimulatedClock`, `UtcClock` and `SynchronizedClock`. A `SimulatedClock` allows to manually or automatically change the time, while a `UtcClock` as the expected behaviour of a wall-clock and a `SynchronizedClock` is a clock that synchronizes with another interpreter. `Clock` instances are used by the interpreter to get the current time during execution. See documentation for more information.
- (Added) An `Interpreter.clock` attribute that stores an instance of the newly added `Clock` class.
- (Changed) `interpreter.time` represents the time of the last executed step, not the current time. Use `interpreter.clock.time` instead.
- (Deprecated) Setting `Interpreter.time` is deprecated, set time with `Interpreter.clock.time` instead.

Queued events can be delayed when they are added to the interpreter event queue.

- (Added) Delayed events are supported through `DelayedEvent` and `DelayedInternalEvent`. If a delayed event with delay d is queued or sent by an interpreter at time t , it will not be processed unless `execute` or `execute_once` is called after the current clock exceeds $t + d$.
- (Added) Property statecharts receive a *delayed event sent* meta-event when a delayed event is sent by a statechart.
- (Added) Delayed events can be sent from within a statechart by specifying a `delay` parameter to the `sent` function.
- (Added) An `EventQueue` class (in `sismic.interpreter.queue`) that controls how (delayed) events are handled by an interpreter.

A new interpreter runner that benefit from the clock-based handling of time and delayed events:

- (Added) An `AsyncRunner` in the newly added `runner` module to asynchronously run an interpreter at regular interval.
- (Changed) `helpers.run_in_background` no longer synchronizes the interpreter clock. Use the `start()` method of `interpreter.clock` or an `UtcClock` instance instead.
- (Deprecated) `helpers.run_in_background` is deprecated, use `runner.AsyncRunner` instead.

And other small changes:

- (Added) A `sismic.testing` module containing some testing primitives to ease the writing of unit tests.
- (Changed) `Interpreter.queue` does not longer accept `InternalEvent`.
- (Fixed) State *on entry* time (used for `idle` and `after`) is set after the *on entry* action is executed, making the two predicates more accurate when long-running actions are executed when a state is entered. Similarly, `idle` is reset after the action of a transition is performed, not before.
- (Changed) Drop official support for Python 3.4.

2.14.9 1.2.2 (2018-06-21)

- (Fixed) Event shouldn't be exposed when guards of eventless transitions are evaluated (regression introduced in version 1.2.1).
- (Changed) Improve performances when selecting transitions that could/will be triggered.

2.14.10 1.2.1 (2018-06-19)

- (Fixed) Transitions are evaluated according to their event (eventless ones first) and inner-first/source state semantics, allowing to bypass many useless guard evaluations.

2.14.11 1.2.0 (2018-06-11)

- (Added) A `notify` function that can be used in the action code fragments of a statechart to send user-defined meta-events to the bound property statecharts (#67).

2.14.12 1.1.2 (2018-05-09)

- (Fixed) Interpreter instances can be serialized using `pickle` (#66).

2.14.13 1.1.1 (2018-04-26)

- (Fixed) Whitespaces in event parameters used in BDD steps are stripped before they are evaluated.

2.14.14 1.1.0 (2018-04-23)

- (Added) `Interpreter._select_event` accepts an additional parameter `consume` that can be used to select an event without consuming it.
- (Added) Documentation for extensions, and two (not included in Sismic!) extensions providing import/export with AMOLA, and new semantics for the interpreter.
- (Fixed) Final states remain in the active configuration unless they are all children of the root state. In this case, statechart execution is stopped. Previously, if all leaf states of the active configuration were final states, the execution stopped even if these final states were nested in an orthogonal or compound state. The corrected behavior strictly adheres to SCXML 1.0 semantics. This could be a backward incompatible change if you explicitly relied on the previously wrong behaviour.

2.14.15 1.0.1 (2018-04-18)

- (Fixed) BDD steps that involve a state raise a `StatechartError` if state does not exist. This prevents *state X is active* (and its variants) to fail, e.g., because *X* is misspelled.

2.14.16 1.0.0 (2018-04-11)

After more than two years of development, Sismic is stable enough to be released in version 1.0.0. Consequently, Sismic will adhere to semantic versioning (see semver.org), meaning that breaking changes will only occur in major releases, backward compatible changes in minor releases, and bug fixes in patches.

2.14.17 0.26.9 (2018-04-03)

- (Fixed) `based_on` for `export_to_plantuml` correctly takes into account states whose name contains whitespaces.
- (Fixed) `export_to_plantuml` properly exports transition with no event, no guard and no action.
- (Changed) `export_to_yaml` does not add quotes by default.

2.14.18 0.26.8 (2018-03-23)

- (Added) `import_from_yaml` accepts a filepath argument.
- (Added) `based_on` and `based_on_filepath` parameters for `export_to_plantuml` so a previously generated PlantUML file can be used as a basis for a new one (including its modifications related to the direction and length of transitions).

2.14.19 0.26.7 (2018-03-21)

- (Removed) Nested context (ie. nested variable scopes) for the Python code evaluator.
- (Fixed) BDD step *expression {expression} holds*.

2.14.20 0.26.6 (2018-03-17)

- (Changed) Export to PlantUML uses short arrows by default.
- (Changed) Many improvements related to the transitions when using `export_to_plantuml`.

2.14.21 0.26.4 (2018-03-16)

- (Added) `sismic.bdd.execute_bdd` can be used to execute BDD tests programmatically.
- (Added) `sismic.bdd.__main__` is the CLI interface for `sismic-behave` and can now be executed using `python -m sismic.bdd` too if `sismic` is available but not installed.
- (Added) Many tests for BDD steps.
- (Changed) `Statechart.copy_from_statechart` has only its first argument that can be provided by position. The remaining ones (esp. `source` and `replace`) should be provided by name.
- (Fixed) Sismic requires `behave >= 1.6.0`.
- (Fixed) Older versions of typing do not contain `Deque`.
- (Removed) `sismic.bdd.cli.execute_behave`, subsumed by `sismic.bdd.execute_bdd`.

2.14.22 0.26.3 (2018-03-15)

- (Added) `sismic.bdd` exposes `sismic.bdd.cli.execute_behave` function to programmatically use `sismic-bdd`.
- (Changed) `execute_behave` function has only two required parameters, and the remaining ones (that have default values) can only be set by name, not by position.
- (Changed) `action_alias` and `assertion_alias` of module `sismic.bdd.steps` are renamed to `map_action` and `map_assertion` and are directly available from `sismic.bdd`.

2.14.23 0.26.2 (2018-03-15)

- (Fixed) Step *Given/when I repeat "{step}" {repeat} times* requires *step* to be provided with no Gherkin keyword. The current keyword (either *given* or *when*) is automatically used.
- (Fixed) Escape expression in *then expression "{expression}" holds* and its negative counterpart.

2.14.24 0.26.0 (2018-03-15)

Sismic support for BDD was completely rewritten. The CLI is now `sismic-bdd`, pointing to the `cli` submodule of the newly created `sismic.bdd` module. All steps that are related to Sismic internals were removed, and only steps that manipulate the statechart are kept. Check the documentation and `sismic.bdd.steps` for more information. Execution semantics have slightly changed but shouldn't have any impact when running BDD tests. Predefined steps can be easily extended thanks to the `action_alias` and `assertion_alias` helpers. See documentation for more details.

- (Changed) `sismic-behave` CLI is now `sismic-bdd`.
- (Removed) `--coverage` option from `sismic-behave` CLI.
- (Changed) Rename `sismic.testing` to `sismic.bdd`, and `sismic.testing.behave` to `sismic.bdd.cli`.
- (Changed) A new list of predefined steps, available in `sismic.bdd.steps`, see documentation.
- (Changed) A “when” step is now required before any “then” step. The “then” steps assert on what happens during the “when” steps, and not on the whole execution or the last step as before.
- (Added) `sismic.bdd.steps` provides `action_alias` and `assertion_alias` to make defining new steps easy.
- (Changed) BDD tests are directly executed by `pytest` (instead of being triggered by Travis-CI).

Other changes:

- (Changed) `Interpreter.bind_property` becomes `Interpreter.bind_property_statechart`.
- (Changed) `helpers.coverage_from_trace` returns a dict with “entered states”, “exited states” and “processed transitions”.
- (Removed) Unused `io.text`.

2.14.25 0.25.3 (2018-03-13)

- (Fixed) `export_to_dict` (and by extension, `export_to_yaml`) didn't export transition contracts.
- (Changed) All the tests are now written using `pytest` instead of `unittest`.

2.14.26 0.25.2 (2018-03-11)

- (Added) Make `Event`, `InternalEvent` and `MetaEvent` available from `interpreter` as well.
- (Changed) Move helpers from `sismic.interpreter.helpers` to `sismic.helpers`.
- (Removed) Remove module `stories`, not really required anymore.

2.14.27 0.25.1 (2018-03-09)

- (Added) Full equality comparison (`__eq__`) for states and transitions (including all relevant attributes).
- (Added) `Interpreter.queue` also accepts an event name in addition to an `Event` instance.
- (Added) `Interpreter.queue` accepts more than one event (or name) at once.
- (Changed) `Evaluator.execute_onentry` and `execute_onexit` become `execute_on_entry` and `execute_on_exit`.
- (Changed) Many type annotations were added or fixed.
- (Changed) `Interpreter.bind` can no longer be chained.

2.14.28 0.25.0 (2018-03-09)

Property statecharts do not require anymore the use of an `ExecutionWatcher` and are now directly supported by the interpreter. The documentation contains a new page, *Monitoring properties*, that explains how to monitor properties at runtime and provides some examples of property statecharts.

- (Added) Property statechart can be bound to an interpreter with `interpreter.bind_property` method, that accepts either a `Statechart` or an `Interpreter` instance.
- (Added) A `PropertyStatechartError` that is raised when a property statechart reaches a final state.
- (Added) A `MetaEvent` class to represent meta-events sent by the interpreter for property statechart checking.
- (Added) `Interpreter._notify_property(event_name, **kwargs)` and `Interpreter._check_properties(macro_step)` that are used internally to respectively send meta-events to bound properties, and to check these properties.
- (Changed) `Interpreter.raise_event` is now `Interpreter._raise_event` as it's not supposed to be part of the public API.
- (Removed) `sismic.testing` module was removed (including the `ExecutionWatcher` and `TestStoryFromTrace`).
- (Removed) BDD steps related to the execution watcher, in `sismic.testing.steps`.
- (Fixed) `Interpreter.time` cannot be set to a lower value than the current one (ie. time is monotonic).
- (Fixed) A statechart preamble cannot be used to send events.

2.14.29 0.24.3 (2018-03-08)

- (Fixed) `ExecutionWatcher.stop()` was not called at the end of the execution when `sismic-behave` was called with `--properties`.
- (Removed) Unused dependency on `pyparsing`.

2.14.30 0.24.2 (2018-02-27)

- (Added) `sismic.io` contains an `export_to_plantuml` function to export a statechart to PlantUML.
- (Added) `sismic-behave` accepts a `--properties` argument, pointing to a list of YAML files containing property statecharts that will be checked during execution (in a fail fast mode).
- (Changed) `sismic.io.export_to_yaml` accepts an additional `filepath` argument.
- (Fixed) Whitespaces in strings are trimmed when using `import_from_dict` (and hence, using `import_from_yaml`).

2.14.31 0.23.1 (2018-02-20)

- (Fixed) An exited state is removed from the current configuration before its postconditions are checked.
- (Removed) Sequential conditions that were introduced in 0.22.0.

2.14.32 0.22.11 (2017-01-12)

- (Fixed) Path error when using `sismic-behave` on Windows.

2.14.33 0.22.10 (2016-11-25)

- (Added) A `--debug-on-error` parameter for `sismic-behave`.

2.14.34 0.22.9 (2016-11-25)

- (Fixed) Behave step “Event x should be fired” now checks that the event was fired during the last execution.

2.14.35 0.22.8 (2016-10-19)

- (Fixed) YAML values like “1”, “1.0”, “yes”, “True” are converted to strings, not to int, float and bool respectively.
- (Changed) `ruamel.yaml` replaces `pyyaml` as supported YAML parser.
- (Changed) Use `schema` instead of `pykwalify` (which unfortunately freezes its dependencies versions) to validate (the structure of) YAML files.
- (Changed) `import_from_yaml` raises `StatechartError` instead of `SchemaError` if it cannot validate given YAML against the predefined schema.

2.14.36 0.22.7 (2016-08-19)

- (Added) A new helper `coverage_from_trace` that returns coverage information (in absolute numbers) from a trace.
- (Added) Parameter `fails_fast` (default is `False`, behavior preserved) for `ExecutionWatcher.watch_with` methods. This parameter allows the watcher to raise an `AssertionError` as soon as the added watcher reaches a final configuration.
- (Changed) `StateMixin`, `Transition` and `Event`'s `__eq__` method returns a `NotImplemented` object if the other object involved in the comparison is not an instance of the same class, meaning that `Event('a') == 1` now raises a `NotImplementedError` instead of being `False`.

2.14.37 0.22.6 (2016-08-03)

- (Changed) `Event`, `MacroStep`, `MicroStep`, `StateMixin`, `Transition`, `Statechart` and `Interpreter`'s `__repr__` returns a valid Python expression.
- (Changed) The context returned by a `PythonEvaluator` (and thus by the default `Interpreter`) exhibits nested variables (the ones that are not defined in the preamble of a statechart). Those variables are prefixed by the name of the state in which they are declared, to avoid name clashing.
- (Changed) Context variables are sorted in exceptions' `__str__` methods.

2.14.38 0.22.4 (2016-07-08)

- (Added) `sismic-behave` CLI now accepts a `--steps` parameter, which is a list of file paths containing the steps implementation.
- (Added) `sismic-behave` CLI now accepts a `--show-steps` parameter, which list the steps (equivalent to `Behave`'s overridden `--steps` parameter).
- (Added) `sismic-behave` now returns an appropriate exit code.
- (Changed) Reorganisation of `docs/examples`.
- (Fixed) Coverage data for `sismic-behave` takes the initialization step into account (regression introduced in 0.21.0).

2.14.39 0.22.3 (2016-07-06)

- (Added) `sent` and `received` are also available in preconditions and postconditions.

2.14.40 0.22.2 (2016-07-01)

- (Added) `model.Event` is now correctly pickled, meaning that Sismic can be used in a multiprocessing environment.

2.14.41 0.22.1 (2016-06-29)

- (Added) A `event {event_name} should not be fired` steps for BDD.
- (Added) Both `MicroStep` and `MacroStep` have a list `sent_events` of events that were sent during the step.
- (Added) Property statecharts receive a `event sent` event when an event is sent by the statechart under test.
- (Changed) Events fired from within the statechart are now collected and sent at the end of the current micro step, instead of being immediately sent.
- (Changed) Invariants and sequential contracts are now evaluated ordered by their state's depth

2.14.42 0.22.0 (2016-06-13)

- (Added) Support for sequential conditions in contracts (see documentation for more information).
- (Added) Python code evaluator: `after` and `idle` are now available in postconditions and invariants.
- (Added) Python code evaluator: `received` and `sent` are available in invariants.
- (Added) An `Evaluator` has now a `on_step_starts` method which is called at the beginning of each step, with the current event (if any) being processed.
- (Added) `Interpreter.raise_event` to send events from within the statechart.
- (Added) A `copy_from_statechart` method for a `Statechart` instance that allows to copy (part of) a statechart into a state.
- (Added) Microwave controller example (see `docs/examples/microwave.[yaml|py]`).
- (Changed) Events sent by a code evaluator are now returned by the `execute_*` methods instead of being automatically added to the interpreter's queue.
- (Changed) Moved `run_in_background` and `log_trace` from `sismic.interpreter` to the newly added `sismic.interpreter.helpers`.
- (Changed) Internal API changes: rename `self.__x` to `self._x` to avoid (mostly) useless name mangling.

2.14.43 0.21.0 (2016-04-22)

Changes for `interpreter.Interpreter` class:

- (Removed) `_select_eventless_transition` which is a special case of `_select_transition`.
- (Added) `_select_event`, extracted from `execute_once`.
- (Added) `_filter_transitions`, extracted from `_select_transition`.
- (Changed) `_execute_step` is now `_apply_step`.
- (Changed) `_compute_stabilization_step` is now `_create_stabilization_step` and accepts a list of state names
- (Changed) `_compute_transitions_step` is now `_create_steps`.
- (Changed) Except for the `statechart` parameter, all the parameters for `Interpreter`'s constructor can now be only provided by name.
- (Fixed) Contracts on a transition are checked (if not explicitly disabled) even if the transition has no `action`.
- (Fixed) `Evaluator.execute_action` is called even if the transition has no `action`.

- (Fixed) States are added/removed from the active configuration as soon as they are entered/exited. Previously, the configuration was only updated at the end of the step (and could possibly lead to inaccurate results when using `active(name)` in a `PythonEvaluator`).

The default `PythonEvaluator` class has been completely rewritten:

- (Changed) Code contained in states and/or transitions is now executed with a local context instead of a global one. The local context of a state is built upon the local context of its parent, and so on until the local context of the statechart is reached. This should facilitate the use of dummy variables in nested states and transitions.
- (Changed) The code is now compiled (once) before evaluation/execution. This should increase performance.
- (Changed) The frozen context of a state (ie. `__old__`) is now computed only if contracts are checked, and only if at least one invariant or one postcondition exists.
- (Changed) The `initial_context` parameter of `Evaluator`'s constructor can now only be provided by name.
- (Changed) The `additional_context` parameter of `Evaluator._evaluate_code` and `Evaluator._execute_code` can now only be provided by name.

Miscellaneous:

- (Fixed) Step *I load the statechart* now executes (once) the statechart in order to put it into a stable initial configuration (regression introduced in 0.20.0).

2.14.44 0.20.5 (2016-04-14)

- (Added) Type hinting (see PEP484 and mypy-lang project)

2.14.45 0.20.4 (2016-03-25)

- (Changed) Statechart testers are now called property statechart.
- (Changed) Property statechart can describe *desirable* and *undesirable* properties.

2.14.46 0.20.3 (2016-03-22)

- (Changed) Step *Event x should be fired* now checks sent events from the beginning of the test, not only for the last executed step.
- (Fixed) Internal events that are sequentially sent are now sequentially consumed (and not anymore in reverse order).

2.14.47 0.20.2 (2016-02-24)

- (Fixed) `interpreter.log_trace` does not anymore log empty macro step.

2.14.48 0.20.1 (2016-02-19)

- (Added) A *step ended* event at the end of each step in a tester story.
- (Changed) The name of the events and attributes that are exposed in a tester story has changed. Consult the documentation for more information.

2.14.49 0.20.0 (2016-02-17)

- (Added) Module `interpreter` provides a `log_trace` function that takes an interpreter instance and returns a (dynamic) list of executed macro steps.
- (Added) Module `testing` exposes an `ExecutionWatcher` class that can be used to check statechart properties with tester statecharts at runtime.
- (Changed) `Interpreter.__init__` does not anymore stabilize the statechart. Stabilization is done during the first call of `execute_once`.
- (Changed) `Story.tell` returns a list of `MacroStep` (the *trace*) instead of an `Interpreter` instance.
- (Changed) The name of some attributes of an event in a tester story changes (e.g. *event* becomes *consumed_event*, *state* becomes *entered_state* or *exited_state* or *source_state* or *target_state*).
- (Removed) `Interpreter.trace`, as it can be easily obtained from `execute_once` or using `log_trace`.
- (Removed) `Interpreter.__init__` does not accept an `initial_time` parameter.
- (Fixed) Parallel state without children does not any more result into an infinite loop.

2.14.50 0.19.0 (2016-02-10)

- (Added) BDD can now output coverage data using `--coverage` command-line argument.
- (Changed) The YAML definition of a statechart must use *root state:* instead of *initial state:*.
- (Changed) When a contract is evaluated by a `PythonEvaluator`, `__old__.x` raises an `AttributeError` instead of a `KeyError` if `x` does not exist.
- (Changed) `Behave` is now called from Python instead of using a subprocess and thus allows debugging.

2.14.51 0.18.1 (2016-02-03)

- (Added) Support for behavior-driven-development using `Behave`.

2.14.52 0.17.3 (2016-01-29)

- (Added) An `io.text.export_to_tree` that returns a textual representation of the states.
- (Changed) `Statechart.rename_to` does not anymore raise `KeyError` but `exceptions.StatechartError`.
- (Changed) Wheel build should work on Windows

2.14.53 0.17.1 (2016-01-25)

Many backward incompatible changes in this update, especially if you used to work with `model`. The YAML format of a statechart also changed, look carefully at the changelog and the documentation.

- (Added) YAML: an history state can declare *on entry* and *on exit*.
- (Added) Statechart: new methods to manipulate transitions: `transitions_from`, `transitions_to`, `transitions_with`, `remove_transition` and `rotate_transition`.
- (Added) Statechart: new methods to manipulate states: `remove_state`, `rename_state`, `move_state`, `state_for`, `parent_for`, `children_for`.
- (Added) Steps: `__eq__` for `MacroStep` and `MicroStep`.
- (Added) Stories: `tell_by_step` method for a `Story`.
- (Added) Testing: `teststory_from_trace` generates a *step* event at the beginning of each step.
- (Added) Module: a new exceptions hierarchy (see `exceptions` module). The new exceptions are used in place of the old ones (`Warning`, `AssertionError` and `ValueError`).
- (Changed) YAML: uppermost *states*: should be replaced by *initial state*: and can contain at most one state.
- (Changed) YAML: uppermost *on entry*: should be replaced by *preamble*:.
- (Changed) YAML: initial memory of an history state should be specified using *memory* instead of *initial*.
- (Changed) YAML: contracts for a statechart must be declared on its root state.
- (Changed) Statechart: rename `StateChart` to `Statechart`.
- (Changed) Statechart: rename `events` to `events_for`.
- (Changed) Statechart: `states` attribute is now `Statechart.state_for` method.
- (Changed) Statechart: `register_state` is now `add_state`.
- (Changed) Statechart: `register_transition` is now `add_transition`.
- (Changed) Statechart: now defines a root state.
- (Changed) Statechart: checks done in `validate`.
- (Changed) Transition: `.event` is a string instead of an `Event` instance.
- (Changed) Transition: attributes `from_state` and `to_state` are renamed into `source` and `target`.
- (Changed) Event: `__eq__` takes `data` attribute into account.
- (Changed) Event: `event.foo` raises an `AttributeError` instead of a `KeyError` if `foo` is not defined.
- (Changed) State: `StateMixin.name` is now read-only (use `Statechart.rename_state`).
- (Changed) State: split `HistoryState` into a mixin `HistoryStateMixin` and two concrete subclasses, namely `ShallowHistoryState` and `DeepHistoryState`.
- (Changed) IO: Complete rewrite of `io.import_from_yaml` to load states before transitions. Parameter names have changed.
- (Changed) Module: adapt module hierarchy (no visible API change).
- (Changed) Module: expose module content through `__all__`.
- (Removed) Transition: `transitions` attribute on `TransitionStateMixin`, use `Statechart.transitions_for` instead.
- (Removed) State: `CompositeStateMixin.children`, use `Statechart.children_for` instead.

2.14.54 0.16.0 (2016-01-15)

- (Added) An `InternalEvent` subclass for `model.Event`.
- (Added) `Interpreter` now exposes its `statechart`.
- (Added) `Statechart.validate` checks that a targeted compound state declares an initial state.
- (Changed) `Interpreter.queue` does not accept anymore an `internal` parameter. Use an instance of `InternalEvent` instead (#20).
- (Fixed) `Story.story_from_trace` now ignores internal events (#19).
- (Fixed) Condition C3 in `Statechart.validate`.

2.14.55 0.15.0 (2016-01-12)

- (Changed) Rename `Interpreter.send` to `Interpreter.queue` (#18).
- (Changed) Rename `evaluator` module to `code`.

2.14.56 0.14.3 (2016-01-12)

- (Added) Changelog.
- (Fixed) Missing files in `MANIFEST.in`

2.15 API Reference

2.15.1 Module `bdd`

```
sismic.bdd.execute_bdd(statechart, feature_filepaths, *, step_filepaths=None, property_statecharts=None, interpreter_class=<class 'sismic.interpreter.default.Interpreter'>, debug_on_error=False, behave_parameters=None)
```

Execute BDD tests for a statechart.

Parameters

- **statechart** (`Statechart`) – statechart to test
- **feature_filepaths** (`List[str]`) – list of filepaths to feature files.
- **step_filepaths** (`Optional[List[str]]`) – list of filepaths to step definitions.
- **property_statecharts** (`Optional[List[Statechart]]`) – list of property statecharts
- **interpreter_class** (`Callable[[Statechart], Interpreter]`) – a callable that accepts a statechart and an optional clock and returns an `Interpreter`
- **debug_on_error** (`bool`) – set to `True` to drop to (i)pdb in case of error.
- **behave_parameters** (`Optional[List[str]]`) – additional CLI parameters used by Behave (see <http://behave.readthedocs.io/en/latest/behave.html#command-line-arguments>)

Return type `int`

Returns exit code of behave CLI.

`sismic.bdd.map_action` (*step_text*, *existing_step_or_steps*)

Map new “given”/“when” steps to one or many existing one(s). Parameters are propagated to the original step(s) as well, as expected.

Examples:

- `map_action('I open door', 'I send event open_door')`
- `map_action('Event {name} has to be sent', 'I send event {name}')`
- `map_action('I do two things', ['First thing to do', 'Second thing to do'])`

Parameters

- **step_text** (*str*) – Text of the new step, without the “given” or “when” keyword.
- **existing_step_or_steps** (`Union[str, List[str]]`) – existing step, without the “given” or “when” keyword. Could be a list of steps.

Return type `None`

`sismic.bdd.map_assertion` (*step_text*, *existing_step_or_steps*)

Map a new “then” step to one or many existing one(s). Parameters are propagated to the original step(s) as well, as expected.

`map_assertion('door is open', 'state door open is active')` `map_assertion('{x} seconds elapsed', 'I wait for {x} seconds')` `map_assertion('assert two things', ['first thing to assert', 'second thing to assert'])`

Parameters

- **step_text** (*str*) – Text of the new step, without the “then” keyword.
- **existing_step_or_steps** (`Union[str, List[str]]`) – existing step, without “then” keyword. Could be a list of steps.

Return type `None`

2.15.2 Module *clock*

class `sismic.clock.Clock`

Bases: `object`

Abstract implementation of a clock, as used by an interpreter.

The purpose of a clock instance is to provide a way for the interpreter to get the current time during the execution of a statechart.

abstract property time

Current time

Return type `float`

class `sismic.clock.SimulatedClock`

Bases: `sismic.clock.clock.Clock`

A simulated clock, starting from 0, that can be manually or automatically incremented.

Manual incrementation can be done by setting a new value to the time attribute. Automatic incrementation occurs when `start()` is called, until `stop()` is called. In that case, clock speed can be adjusted with the `speed` attribute. A value strictly greater than 1 increases clock speed while a value strictly lower than 1 slows down the clock.

start ()

Clock will be automatically updated both based on real time and its speed attribute.

Return type `None`

stop ()

Clock won't be automatically updated.

Return type `None`

property speed

Speed of the current clock. Only affects time if start() is called.

Return type `float`

property time

Time value of this clock.

Return type `float`

class `sismic.clock.UtcClock`

Bases: `sismic.clock.clock.Clock`

A clock that simulates a wall clock in UTC.

The returned time value is based on Python `time.time()` function.

property time

Current time

Return type `float`

class `sismic.clock.SynchronizedClock` (*interpreter*)

Bases: `sismic.clock.clock.Clock`

A clock that is synchronized with a given interpreter.

The synchronization is based on the interpreter's internal time value, not on its clock. As a consequence, the time value of a `SynchronizedClock` only changes when the underlying interpreter is executed.

Parameters *interpreter* – an interpreter instance

property time

Current time

Return type `float`

2.15.3 Module *code*

class `sismic.code.Evaluator` (*interpreter=None, *, initial_context=None*)

Bases: `object`

Abstract base class for any evaluator.

An instance of this class defines what can be done with piece of codes contained in a statechart (condition, action, etc.).

Notice that the `execute_*` methods are called at each step, even if there is no code to execute. This allows the evaluator to keep track of the states that are entered or exited, and of the transitions that are processed.

Parameters

- **interpreter** – the interpreter that will use this evaluator, is expected to be an *Interpreter* instance

- **initial_context** (Optional[Mapping[str, Any]]) – an optional dictionary to populate the context

abstract property context

The context of this evaluator. A context is a dict-like mapping between variables and values that is expected to be exposed when the code is evaluated.

Return type Mapping[str, Any]

execute_statechart (statechart)

Execute the initial code of a statechart. This method is called at the very beginning of the execution.

Parameters **statechart** (Statechart) – statechart to consider

evaluate_guard (transition, event=None)

Evaluate the guard for given transition.

Parameters

- **transition** (Transition) – the considered transition
- **event** (Optional[Event]) – instance of *Event* if any

Return type Optional[bool]

Returns truth value of *code*

execute_action (transition, event=None)

Execute the action for given transition. This method is called for every transition that is processed, even those with no *action*.

Parameters

- **transition** (Transition) – the considered transition
- **event** (Optional[Event]) – instance of *Event* if any

Return type List[Event]

Returns a list of sent events

execute_on_entry (state)

Execute the on entry action for given state. This method is called for every state that is entered, even those with no *on_entry*.

Parameters **state** (StateMixin) – the considered state

Return type List[Event]

Returns a list of sent events

execute_on_exit (state)

Execute the on exit action for given state. This method is called for every state that is exited, even those with no *on_exit*.

Parameters **state** (StateMixin) – the considered state

Return type List[Event]

Returns a list of sent events

evaluate_preconditions (obj, event=None)

Evaluate the preconditions for given object (either a *StateMixin* or a *Transition*) and return a list of conditions that are not satisfied.

Parameters

- **obj** – the considered state or transition
- **event** (Optional[Event]) – an optional *Event* instance, if any

Return type Iterable[str]

Returns list of unsatisfied conditions

evaluate_invariants (*obj*, *event=None*)

Evaluate the invariants for given object (either a *StateMixin* or a *Transition*) and return a list of conditions that are not satisfied.

Parameters

- **obj** – the considered state or transition
- **event** (Optional[Event]) – an optional *Event* instance, if any

Return type Iterable[str]

Returns list of unsatisfied conditions

evaluate_postconditions (*obj*, *event=None*)

Evaluate the postconditions for given object (either a *StateMixin* or a *Transition*) and return a list of conditions that are not satisfied.

Parameters

- **obj** – the considered state or transition
- **event** (Optional[Event]) – an optional *Event* instance, if any

Return type Iterable[str]

Returns list of unsatisfied conditions

class `sismic.code.DummyEvaluator` (*interpreter=None*, *, *initial_context=None*)

Bases: `sismic.code.evaluator.Evaluator`

A dummy evaluator that does nothing and evaluates every condition to True.

property context

The context of this evaluator. A context is a dict-like mapping between variables and values that is expected to be exposed when the code is evaluated.

evaluate_guard (*transition*, *event=None*)

Evaluate the guard for given transition.

Parameters

- **transition** (Transition) – the considered transition
- **event** (Optional[Event]) – instance of *Event* if any

Return type Optional[bool]

Returns truth value of *code*

evaluate_invariants (*obj*, *event=None*)

Evaluate the invariants for given object (either a *StateMixin* or a *Transition*) and return a list of conditions that are not satisfied.

Parameters

- **obj** – the considered state or transition
- **event** (Optional[Event]) – an optional *Event* instance, if any

Return type `Iterable[str]`

Returns list of unsatisfied conditions

evaluate_postconditions (*obj*, *event=None*)

Evaluate the postconditions for given object (either a *StateMixin* or a *Transition*) and return a list of conditions that are not satisfied.

Parameters

- **obj** – the considered state or transition
- **event** (`Optional[Event]`) – an optional *Event* instance, if any

Return type `Iterable[str]`

Returns list of unsatisfied conditions

evaluate_preconditions (*obj*, *event=None*)

Evaluate the preconditions for given object (either a *StateMixin* or a *Transition*) and return a list of conditions that are not satisfied.

Parameters

- **obj** – the considered state or transition
- **event** (`Optional[Event]`) – an optional *Event* instance, if any

Return type `Iterable[str]`

Returns list of unsatisfied conditions

execute_action (*transition*, *event=None*)

Execute the action for given transition. This method is called for every transition that is processed, even those with no *action*.

Parameters

- **transition** (`Transition`) – the considered transition
- **event** (`Optional[Event]`) – instance of *Event* if any

Return type `List[Event]`

Returns a list of sent events

execute_on_entry (*state*)

Execute the on entry action for given state. This method is called for every state that is entered, even those with no *on_entry*.

Parameters **state** (`StateMixin`) – the considered state

Return type `List[Event]`

Returns a list of sent events

execute_on_exit (*state*)

Execute the on exit action for given state. This method is called for every state that is exited, even those with no *on_exit*.

Parameters **state** (`StateMixin`) – the considered state

Return type `List[Event]`

Returns a list of sent events

execute_statechart (*statechart*)

Execute the initial code of a statechart. This method is called at the very beginning of the execution.

Parameters statechart (Statechart) – statechart to consider

```
class sismic.code.PythonEvaluator (interpreter=None, *, initial_context=None)
```

```
Bases: sismic.code.evaluator.Evaluator
```

A code evaluator that understands Python.

This evaluator exposes some additional functions/variables:

- **On both code execution and code evaluation:**
 - A *time*: *float* value that represents the current time exposed by interpreter clock.
 - An *active(name: str) -> bool* Boolean function that takes a state name and return *True* if and only if this state is currently active, ie. it is in the active configuration of the `Interpreter` instance that makes use of this evaluator.
- **On code execution:**
 - A *send(name: str, **kwargs) -> None* function that takes an event name and additional keyword parameters and raises an internal event with it. Raised events are propagated to bound statecharts as external events and to the current statechart as internal event. If delay is provided, a delayed event is created.
 - A *notify(name: str, **kwargs) -> None* function that takes an event name and additional keyword parameters and raises a meta-event with it. Meta-events are only sent to bound property statecharts.
 - If the code is related to a transition, the *event: Event* that fires the transition is exposed.
 - A *setdefault(name:str, value: Any) -> Any* function that defines and returns variable *name* in the global scope if it is not yet defined.
- **On guard or contract evaluation:**
 - If the code is related to a transition, an *event: Optional[Event]* variable is exposed. This variable contains the currently considered event, or `None`.
- **On guard or contract (except preconditions) evaluation:**
 - An *after(sec: float) -> bool* Boolean function that returns *True* if and only if the source state was entered more than *sec* seconds ago. The time is evaluated according to `Interpreter`'s clock.
 - An *idle(sec: float) -> bool* Boolean function that returns *True* if and only if the source state did not fire a transition for more than *sec* ago. The time is evaluated according to `Interpreter`'s clock.
- **On contract (except preconditions) evaluation:**
 - A variable `__old__` that has an attribute *x* for every *x* in the context when either the state was entered (if the condition involves a state) or the transition was processed (if the condition involves a transition). The value of `__old__.x` is a shallow copy of *x* at that time.
- **On contract evaluation:**
 - A *sent(name: str) -> bool* function that takes an event name and return *True* if an event with the same name was sent during the current step.
 - A *received(name: str) -> bool* function that takes an event name and return *True* if an event with the same name is currently processed in this step.

If an exception occurred while executing or evaluating a piece of code, it is propagated by the evaluator.

Parameters

- **interpreter** – the interpreter that will use this evaluator, is expected to be an *Interpreter* instance

- **initial_context** (Optional[Mapping[str, Any]]) – a dictionary that will be used as `__locals__`

property context

The context of this evaluator. A context is a dict-like mapping between variables and values that is expected to be exposed when the code is evaluated.

Return type Mapping

evaluate_guard (*transition*, *event=None*)

Evaluate the guard for given transition.

Parameters

- **transition** (Transition) – the considered transition
- **event** (Optional[Event]) – instance of *Event* if any

Return type bool

Returns truth value of *code*

evaluate_preconditions (*obj*, *event=None*)

Evaluate the preconditions for given object (either a *StateMixin* or a *Transition*) and return a list of conditions that are not satisfied.

Parameters

- **obj** – the considered state or transition
- **event** (Optional[Event]) – an optional *Event* instance, if any

Return type Iterator[str]

Returns list of unsatisfied conditions

evaluate_invariants (*obj*, *event=None*)

Evaluate the invariants for given object (either a *StateMixin* or a *Transition*) and return a list of conditions that are not satisfied.

Parameters

- **obj** – the considered state or transition
- **event** (Optional[Event]) – an optional *Event* instance, if any

Return type Iterator[str]

Returns list of unsatisfied conditions

evaluate_postconditions (*obj*, *event=None*)

Evaluate the postconditions for given object (either a *StateMixin* or a *Transition*) and return a list of conditions that are not satisfied.

Parameters

- **obj** – the considered state or transition
- **event** (Optional[Event]) – an optional *Event* instance, if any

Return type Iterator[str]

Returns list of unsatisfied conditions

execute_action (*transition*, *event=None*)

Execute the action for given transition. This method is called for every transition that is processed, even those with no *action*.

Parameters

- **transition** (`Transition`) – the considered transition
- **event** (`Optional[Event]`) – instance of *Event* if any

Return type `List[Event]`**Returns** a list of sent events**execute_on_entry** (*state*)

Execute the on entry action for given state. This method is called for every state that is entered, even those with no *on_entry*.

Parameters **state** (`StateMixin`) – the considered state**Return type** `List[Event]`**Returns** a list of sent events**execute_on_exit** (*state*)

Execute the on exit action for given state. This method is called for every state that is exited, even those with no *on_exit*.

Parameters **state** (`StateMixin`) – the considered state**Return type** `List[Event]`**Returns** a list of sent events**execute_statechart** (*statechart*)

Execute the initial code of a statechart. This method is called at the very beginning of the execution.

Parameters **statechart** (`Statechart`) – statechart to consider

2.15.4 Module *exceptions*

exception `sismic.exceptions.SismicError`Bases: `Exception`**with_traceback** ()

Exception.with_traceback(tb) – set self.__traceback__ to tb and return self.

exception `sismic.exceptions.StatechartError`Bases: `sismic.exceptions.SismicError`

Base error for anything that is related to a statechart.

with_traceback ()

Exception.with_traceback(tb) – set self.__traceback__ to tb and return self.

exception `sismic.exceptions.CodeEvaluationError`Bases: `sismic.exceptions.SismicError`

Base error for anything related to the evaluation of the code contained in a statechart.

with_traceback ()

Exception.with_traceback(tb) – set self.__traceback__ to tb and return self.

exception `sismic.exceptions.ExecutionError`Bases: `sismic.exceptions.SismicError`

Base error for anything related to the execution of a statechart.

with_traceback()

Exception.with_traceback(tb) – set self.__traceback__ to tb and return self.

exception `sismic.exceptions.ConflictingTransitionsError`

Bases: `sismic.exceptions.ExecutionError`

When multiple conflicting (parallel) transitions can be processed at the same time.

with_traceback()

Exception.with_traceback(tb) – set self.__traceback__ to tb and return self.

exception `sismic.exceptions.NonDeterminismError`

Bases: `sismic.exceptions.ExecutionError`

In case of non-determinism.

with_traceback()

Exception.with_traceback(tb) – set self.__traceback__ to tb and return self.

exception `sismic.exceptions.PropertyStatechartError` (*property_statechart*)

Bases: `sismic.exceptions.SismicError`

Raised when a property statechart reaches a final state.

Parameters `property_statechart` – the property statechart that reaches a final state

with_traceback()

Exception.with_traceback(tb) – set self.__traceback__ to tb and return self.

exception `sismic.exceptions.ContractError` (*configuration=None, step=None, obj=None, assertion=None, context=None*)

Bases: `sismic.exceptions.SismicError`

Base exception for situations in which a contract is not satisfied. All the parameters are optional, and are exposed to ease debug.

Parameters

- **configuration** – list of active states
- **step** – a *MicroStep* or *MacroStep* instance.
- **obj** – the object that is concerned by the assertion
- **assertion** – the assertion that failed
- **context** – the context in which the condition failed

with_traceback()

Exception.with_traceback(tb) – set self.__traceback__ to tb and return self.

exception `sismic.exceptions.PreconditionError` (*configuration=None, step=None, obj=None, assertion=None, context=None*)

Bases: `sismic.exceptions.ContractError`

A precondition is not satisfied.

with_traceback()

Exception.with_traceback(tb) – set self.__traceback__ to tb and return self.

exception `sismic.exceptions.PostconditionError` (*configuration=None, step=None, obj=None, assertion=None, context=None*)

Bases: `sismic.exceptions.ContractError`

A postcondition is not satisfied.

with_traceback()

Exception.with_traceback(tb) – set self.__traceback__ to tb and return self.

exception `sismic.exceptions.InvariantError` (*configuration=None, step=None, obj=None, assertion=None, context=None*)

Bases: `sismic.exceptions.ContractError`

An invariant is not satisfied.

with_traceback()

Exception.with_traceback(tb) – set self.__traceback__ to tb and return self.

2.15.5 Module *helpers*

`sismic.helpers.log_trace` (*interpreter*)

Return a list that will be populated by each value returned by the `execute_once` method of given interpreter.

Parameters `interpreter` (`Interpreter`) – an `Interpreter` instance

Return type `List[MacroStep]`

Returns a list of `MacroStep`

`sismic.helpers.run_in_background` (*interpreter, delay=0.05, callback=None*)

Run given interpreter in background.

The interpreter is ran until it reaches a final configuration. You can manually stop the thread using the added `stop` of the returned `Thread` object. This is for convenience only and should be avoided, because a call to `stop` puts the interpreter in an empty (and thus final) configuration, without properly leaving the active states.

Parameters

- **interpreter** (`Interpreter`) – an interpreter
- **delay** (`float`) – delay between each call to `execute()`
- **callback** (`Optional[Callable[[List[MacroStep]], Any]]`) – a function that accepts the result of `execute`.

Return type `Thread`

Returns started thread (instance of `threading.Thread`)

Deprecated since 1.3.0, use `runner.AsyncRunner` instead.

`sismic.helpers.coverage_from_trace` (*trace*)

Given a list of macro steps considered as the trace of a statechart execution, return `Counter` objects that counts the states that were entered, the states that were exited and the transitions that were processed.

Parameters `trace` (`List[MacroStep]`) – A list of macro steps

Return type `Mapping[str, Counter]`

Returns A dict whose keys are “entered states”, “exited states” and “processed transitions”

and whose values are `Counter` object.

2.15.6 Module *interpreter*

```
class seismic.interpreter.Interpreter (statechart, *, evaluator_klass=<class 'sis-  
mic.code.python.PythonEvaluator'>, initial_  
context=None, clock=None, ig-  
nore_contract=False)
```

Bases: `object`

A discrete interpreter that executes a statechart according to a semantic close to SCXML (eventless transitions first, inner-first/source state semantics).

Parameters

- **statechart** (`Statechart`) – statechart to interpret
- **evaluator_klass** (`Callable[... , Evaluator]`) – An optional callable (e.g. a class) that takes an interpreter and an optional initial context as input and returns an *Evaluator* instance that will be used to initialize the interpreter. By default, the *PythonEvaluator* class will be used.
- **initial_context** (`Optional[Mapping[str, Any]]`) – an optional initial context that will be provided to the evaluator. By default, an empty context is provided
- **clock** (`Optional[Clock]`) – A `BaseClock` instance that will be used to set this interpreter internal time. By default, a `SimulatedClock` is used.
- **ignore_contract** (`bool`) – set to `True` to ignore contract checking during the execution.

property `time`

Time of the latest execution.

Return type `float`

property `configuration`

List of active states names, ordered by depth. Ties are broken according to the lexicographic order on the state name.

Return type `List[str]`

property `context`

The context of execution.

Return type `Mapping[str, Any]`

property `final`

Boolean indicating whether this interpreter is in a final configuration.

Return type `bool`

property `statechart`

Embedded statechart

Return type `Statechart`

`attach` (*listener*)

Attach given listener to the current interpreter.

The listener is called each time a meta-event is emitted by current interpreter. Emitted meta-events are:

- *step started*: when a (possibly empty) macro step starts. The current time of the step is available through the `time` attribute.
- *step ended*: when a (possibly empty) macro step ends.

- *event consumed*: when an event is consumed. The consumed event is exposed through the `event` attribute.
- *event sent*: when an event is sent. The sent event is exposed through the `event` attribute.
- *state exited*: when a state is exited. The exited state is exposed through the `state` attribute.
- *state entered*: when a state is entered. The entered state is exposed through the `state` attribute.
- *transition processed*: when a transition is processed. The source state, target state and the event are exposed respectively through the `source`, `target` and `event` attribute.
- Every meta-event that is sent from within the statechart.

This is a low-level interface for `self.bind` and `self.bind_property_statechart`.

Consult `sismic.interpreter.listener` for common listeners/wrappers.

Parameters `listener` (Callable[[MetaEvent], Any]) – A callable that accepts meta-event instances.

Return type `None`

detach (*listener*)

Remove given listener from the ones that are currently attached to this interpreter.

Parameters `listener` (Callable[[MetaEvent], Any]) – A previously attached listener.

Return type `None`

bind (*interpreter_or_callable*)

Bind an interpreter (or a callable) to the current interpreter.

Internal events sent by this interpreter will be propagated as external events. If *interpreter_or_callable* is an *Interpreter* instance, its *queue* method is called. This is, if *i1* and *i2* are interpreters, *i1.bind(i2)* is equivalent to *i1.bind(i2.queue)*.

This method is a higher-level interface for `self.attach`. If `x = interpreter.bind(...)`, use `interpreter.detach(x)` to unbind a previously bound interpreter.

Parameters `interpreter_or_callable` (Union[Interpreter, Callable[[Event], Any]]) – interpreter or callable to bind.

Return type `Callable[[MetaEvent], Any]`

Returns the resulting attached listener.

bind_property_statechart (*statechart*, *, *interpreter_klass=None*)

Bind a property statechart to the current interpreter.

A property statechart receives meta-events from the current interpreter depending on what happens. See `attach` method for a full list of meta-events.

The internal clock of all property statecharts is synced with the one of the current interpreter. As soon as a property statechart reaches a final state, a `PropertyStatechartError` will be raised, meaning that the property expressed by the corresponding property statechart is not satisfied. Property statecharts are automatically executed when they are bound to an interpreter.

Since Sismic 1.4.0: passing an interpreter as first argument is deprecated.

This method is a higher-level interface for `self.attach`. If `x = interpreter.bind_property_statechart(...)`, use `interpreter.detach(x)` to unbind a previously bound property statechart.

Parameters

- **statechart** (`Statechart`) – A statechart instance.
- **interpreter_klass** (`Optional[Callable]`) – An optional callable that accepts a statechart as first parameter and a named parameter clock. Default to `Interpreter`.

Return type `Callable[[MetaEvent], Any]`

Returns the resulting attached listener.

queue (*event_or_name*, **event_or_names*, ***parameters*)

Create and queue given events to the external event queue.

If an event has a *delay* parameter, it will be processed by the first call to *execute_once* as soon as *self.clock.time* exceeds current *self.time* + *event.delay*.

If named parameters are provided, they will be added to all events that are provided by name.

Parameters

- **event_or_name** (`Union[str, Event]`) – name of the event or `Event` instance
- **event_or_names** (`Union[str, Event]`) – additional events
- **parameters** – event parameters.

Return type `Interpreter`

Returns *self* so it can be chained.

execute (*max_steps*=- 1)

Repeatedly calls *execute_once* and return a list containing the returned values of *execute_once*.

Notice that this does NOT return an iterator but computes the whole list first before returning it.

Parameters **max_steps** (`int`) – An upper bound on the number steps that are computed and returned. Default is -1, no limit. Set to a positive integer to avoid infinite loops in the statechart execution.

Return type `List[MacroStep]`

Returns A list of *MacroStep* instances

execute_once ()

Select transitions that can be fired based on available queued events, process them and stabilize the interpreter. When multiple transitions are selected, they are atomically processed: states are exited, transition is processed, states are entered, statechart is stabilized and only after that, the next transition is processed.

Return type `Optional[MacroStep]`

Returns a macro step or *None* if nothing happened

class `sismic.interpreter.Event` (*name*, ***additional_parameters*)

Bases: `object`

An event with a name and (optionally) some data passed as named parameters.

The list of parameters can be obtained using *dir(event)*. Notice that *name* and *data* are reserved names. If a *delay* parameter is provided, then this event will be considered as a delayed event (and won't be executed until given delay has elapsed).

When two events are compared, they are considered equal if their names and their data are equal.

Parameters

- **name** (`str`) – name of the event.
- **data** – additional data passed as named parameters.

class `sismic.interpreter.InternalEvent` (*name*, ***additional_parameters*)

Bases: `sismic.model.events.Event`

Subclass of Event that represents an internal event.

class `sismic.interpreter.MetaEvent` (*name*, ***additional_parameters*)

Bases: `sismic.model.events.Event`

Subclass of Event that represents a MetaEvent, as used in property statecharts.

2.15.7 Module *io*

`sismic.io.import_from_yaml` (*text=None*, *filepath=None*, ***, *ignore_schema=False*, *ignore_validation=False*)

Import a statechart from a YAML representation (first argument) or a YAML file (*filepath* argument).

Unless specified, the structure contained in the YAML is validated against a predefined schema (see `sismic.io.SCHEMA`), and the resulting statechart is validated using its `validate()` method.

Parameters

- **text** (`Optional[str]`) – A YAML text. If not provided, *filepath* argument has to be provided.
- **filepath** (`Optional[str]`) – A path to a YAML file.
- **ignore_schema** (`bool`) – set to *True* to disable yaml validation.
- **ignore_validation** (`bool`) – set to *True* to disable statechart validation.

Return type `Statechart`

Returns a *Statechart* instance

`sismic.io.export_to_yaml` (*statechart*, *filepath=None*)

Export given *Statechart* instance to YAML. Its YAML representation is returned by this function. Automatically save the output to *filepath*, if provided.

Parameters

- **statechart** (`Statechart`) – statechart to export
- **filepath** (`Optional[str]`) – save output to given *filepath*, if provided

Return type `str`

Returns A textual YAML representation

`sismic.io.export_to_plantuml` (*statechart*, *filepath=None*, ***, *based_on=None*, *based_on_filepath=None*, *statechart_name=True*, *statechart_description=False*, *statechart_preamble=False*, *state_contracts=False*, *state_action=True*, *transition_contracts=False*, *transition_action=True*)

Export given statechart to plantUML (see <http://plantuml/plantuml>). If a *filepath* is provided, also save the output to this file.

Due to the way statecharts are representing, and due to the presence of features that are specific to Sismic, the resulting statechart representation does not include all the informations. For example, final states and history states won't have name, actions and contracts.

If a previously exported representation for the statechart is provided, either as text (*based_on* parameter) or as a *filepath* (*based_on_filepath* parameter), it will attempt to reuse the modifications made to the transitions (their direction and length).

Parameters

- **statechart** (`Statechart`) – statechart to export
- **filepath** (`Optional[str]`) – save output to given filepath, if provided
- **based_on** (`Optional[str]`) – existing representation of the statechart in PlantUML
- **based_on_filepath** (`Optional[str]`) – filepath to an existing representation of the statechart in PlantUML
- **statechart_name** (`bool`) – include the name of the statechart
- **statechart_description** (`bool`) – include the description of the statechart
- **statechart_preamble** (`bool`) – include the preamble of the statechart
- **state_contracts** (`bool`) – include state contracts
- **state_action** (`bool`) – include state actions (on entry, on exit and internal transitions)
- **transition_contracts** (`bool`) – include transition contracts
- **transition_action** (`bool`) – include actions on transition

Return type `str`

Returns textual representation using plantuml

2.15.8 Module *model*

class `sismic.model.ActionStateMixin` (*on_entry=None, on_exit=None*)

Bases: `object`

State that can define actions on entry and on exit.

Parameters

- **on_entry** (`Optional[str]`) – code to execute when state is entered
- **on_exit** (`Optional[str]`) – code to execute when state is exited

class `sismic.model.BasicState` (*name, on_entry=None, on_exit=None*)

Bases: `sismic.model.elements.ContractMixin`, `sismic.model.elements.StateMixin`, `sismic.model.elements.ActionStateMixin`, `sismic.model.elements.TransitionStateMixin`

A basic state, with a name, transitions, actions, etc. but no child state.

Parameters

- **name** (`str`) – name of this state
- **on_entry** (`Optional[str]`) – code to execute when state is entered
- **on_exit** (`Optional[str]`) – code to execute when state is exited

class `sismic.model.CompositeStateMixin`

Bases: `object`

Composite state can have children states.

class `sismic.model.CompoundState` (*name, initial=None, on_entry=None, on_exit=None*)

Bases: `sismic.model.elements.ContractMixin`, `sismic.model.elements.StateMixin`, `sismic.model.elements.ActionStateMixin`, `sismic.model.elements.TransitionStateMixin`, `sismic.model.elements.CompositeStateMixin`

Compound states must have children states.

Parameters

- **name** (*str*) – name of this state
- **initial** (Optional[*str*]) – name of the initial state
- **on_entry** (Optional[*str*]) – code to execute when state is entered
- **on_exit** (Optional[*str*]) – code to execute when state is exited

class `sismic.model.ContractMixin`

Bases: `object`

Mixin with a contract: preconditions, postconditions and invariants.

class `sismic.model.DeepHistoryState` (*name*, *on_entry=None*, *on_exit=None*, *memory=None*)

Bases: `sismic.model.elements.ContractMixin`, `sismic.model.elements.StateMixin`, `sismic.model.elements.ActionStateMixin`, `sismic.model.elements.HistoryStateMixin`

A deep history state resumes the execution of its parent, and of every nested active states in its parent.

Parameters

- **name** (*str*) – name of this state
- **on_entry** (Optional[*str*]) – code to execute when state is entered
- **on_exit** (Optional[*str*]) – code to execute when state is exited
- **memory** (Optional[*str*]) – name of the initial state

class `sismic.model.Event` (*name*, ****additional_parameters**)

Bases: `object`

An event with a name and (optionally) some data passed as named parameters.

The list of parameters can be obtained using `dir(event)`. Notice that *name* and *data* are reserved names. If a *delay* parameter is provided, then this event will be considered as a delayed event (and won't be executed until given delay has elapsed).

When two events are compared, they are considered equal if their names and their data are equal.

Parameters

- **name** (*str*) – name of the event.
- **data** – additional data passed as named parameters.

class `sismic.model.FinalState` (*name*, *on_entry=None*, *on_exit=None*)

Bases: `sismic.model.elements.ContractMixin`, `sismic.model.elements.StateMixin`, `sismic.model.elements.ActionStateMixin`

Final state has NO transition and is used to detect state machine termination.

Parameters

- **name** (*str*) – name of this state
- **on_entry** (Optional[*str*]) – code to execute when state is entered
- **on_exit** (Optional[*str*]) – code to execute when state is exited

class `sismic.model.HistoryStateMixin` (*memory=None*)

Bases: `object`

History state has a memory that can be resumed.

Parameters `memory` (Optional[str]) – name of the initial state

class `sismic.model.InternalEvent` (*name*, ***additional_parameters*)

Bases: `sismic.model.events.Event`

Subclass of Event that represents an internal event.

class `sismic.model.MacroStep` (*time*, *steps*)

Bases: `object`

A macro step is a list of micro steps.

Parameters

- **time** (float) – the time at which this step was executed
- **steps** (List[MicroStep]) – a list of *MicroStep* instances

property steps

List of micro steps

Return type List[MicroStep]

property time

Time at which this step was executed.

Return type float

property event

Event (or *None*) that was consumed.

Return type Optional[Event]

property transitions

A (possibly empty) list of transitions that were triggered.

Return type List[Transition]

property entered_states

List of the states names that were entered.

Return type List[str]

property exited_states

List of the states names that were exited.

Return type List[str]

property sent_events

List of events that were sent during this step.

Return type List[Event]

class `sismic.model.MetaEvent` (*name*, ***additional_parameters*)

Bases: `sismic.model.events.Event`

Subclass of Event that represents a MetaEvent, as used in property statecharts.

class `sismic.model.MicroStep` (*event=None*, *transition=None*, *entered_states=None*, *exited_states=None*, *sent_events=None*)

Bases: `object`

Create a micro step.

A step consider *event*, takes a *transition* and results in a list of *entered_states* and a list of *exited_states*. Order in the two lists is REALLY important!

Parameters

- **event** (Optional[Event]) – Event or None in case of eventless transition
- **transition** (Optional[Transition]) – a *Transition* or None if no processed transition
- **entered_states** (Optional[List[str]]) – possibly empty list of entered states
- **exited_states** (Optional[List[str]]) – possibly empty list of exited states
- **sent_events** (Optional[List[Event]]) – a possibly empty list of events that are sent during the step

class `sismic.model.OrthogonalState` (*name*, *on_entry=None*, *on_exit=None*)

Bases: `sismic.model.elements.ContractMixin`, `sismic.model.elements.StateMixin`, `sismic.model.elements.ActionStateMixin`, `sismic.model.elements.TransitionStateMixin`, `sismic.model.elements.CompositeStateMixin`

Orthogonal states run their children simultaneously.

Parameters

- **name** (*str*) – name of this state
- **on_entry** (Optional[*str*]) – code to execute when state is entered
- **on_exit** (Optional[*str*]) – code to execute when state is exited

class `sismic.model.ShallowHistoryState` (*name*, *on_entry=None*, *on_exit=None*, *memory=None*)

Bases: `sismic.model.elements.ContractMixin`, `sismic.model.elements.StateMixin`, `sismic.model.elements.ActionStateMixin`, `sismic.model.elements.HistoryStateMixin`

A shallow history state resumes the execution of its parent. It activates the latest visited state of its parent.

Parameters

- **name** (*str*) – name of this state
- **on_entry** (Optional[*str*]) – code to execute when state is entered
- **on_exit** (Optional[*str*]) – code to execute when state is exited
- **memory** (Optional[*str*]) – name of the initial state

class `sismic.model.StateMixin` (*name*)

Bases: `object`

State element with a name.

Parameters **name** (*str*) – name of the state

class `sismic.model.Statechart` (*name*, *description=None*, *preamble=None*)

Bases: `object`

Python structure for a statechart

Parameters

- **name** (*str*) – Name of this statechart
- **description** (Optional[*str*]) – optional description
- **preamble** (Optional[*str*]) – code to execute to bootstrap the statechart

property root

Root state name

Return type `Optional[str]`

property preamble

Preamble code

property states

List of state names in lexicographic order.

state_for (*name*)

Return the state instance that has given name.

Parameters **name** (`str`) – a state name

Return type `StateMixin`

Returns a *StateMixin* that has the same name or `None`

Raises *StatechartError* – if state does not exist

parent_for (*name*)

Return the name of the parent of given state name.

Parameters **name** (`str`) – a state name

Return type `Optional[str]`

Returns its parent name, or `None`.

Raises *StatechartError* – if state does not exist

children_for (*name*)

Return the names of the children of the given state.

Parameters **name** (`str`) – a state name

Return type `List[str]`

Returns a (possibly empty) list of children

Raises *StatechartError* – if state does not exist

ancestors_for (*name*)

Return an ordered list of ancestors for the given state. Ancestors are ordered by decreasing depth.

Parameters **name** (`str`) – name of the state

Return type `List[str]`

Returns state's ancestors

Raises *StatechartError* – if state does not exist

descendants_for (*name*)

Return an ordered list of descendants for the given state. Descendants are ordered by increasing depth.

Parameters **name** (`str`) – name of the state

Return type `List[str]`

Returns state's descendants

Raises *StatechartError* – if state does not exist

depth_for (*name*)

Return the depth of given state (1-indexed).

Parameters `name` (`str`) – name of the state

Return type `int`

Returns state depth

Raises `StatechartError` – if state does not exist

least_common_ancestor (`name_first`, `name_second`)

Return the deepest common ancestor for `s1` and `s2`, or `None` if there is no common ancestor except root (top-level) state.

Parameters

- `name_first` (`str`) – name of first state
- `name_second` (`str`) – name of second state

Return type `Optional[str]`

Returns name of deepest common ancestor or `None`

Raises `StatechartError` – if state does not exist

leaf_for (`names`)

Return the leaves of `names`.

Considering the list of states names in `names`, return a list containing each element of `names` such that this element has no descendant in `names`.

Parameters `names` (`Iterable[str]`) – a list of state names

Return type `List[str]`

Returns the names of the leaves in `names`

Raises `StatechartError` – if a state does not exist

property transitions

List of available transitions

add_transition (`transition`)

Register given transition and register it on the source state

Parameters `transition` (`Transition`) – transition to add

Raises `StatechartError` –

Return type `None`

remove_transition (`transition`)

Remove given transitions.

Parameters `transition` (`Transition`) – a `Transition` instance

Raises `StatechartError` – if transition is not registered

Return type `None`

rotate_transition (`transition`, `new_source=""`, `new_target=""`)

Rotate given transition.

You MUST specify either `new_source` (a valid state name) or `new_target` (a valid state name or `None`) or both.

Parameters

- `transition` (`Transition`) – a `Transition` instance

- **new_source** (*str*) – a state name
- **new_target** (*Optional[str]*) – a state name or None

Raises *StatechartError* – if given transition or a given state does not exist.

Return type *None*

transitions_from (*source*)

Return the list of transitions whose source is given name.

Parameters **source** (*str*) – name of source state

Return type *List[Transition]*

Returns a list of *Transition* instances

Raises *StatechartError* – if state does not exist

transitions_to (*target*)

Return the list of transitions whose target is given name. Internal transitions are returned too.

Parameters **target** (*str*) – name of target state

Return type *List[Transition]*

Returns a list of *Transition* instances

Raises *StatechartError* – if state does not exist

transitions_with (*event*)

Return the list of transitions that can be triggered by given event name.

Parameters **event** (*str*) – name of the event

Return type *List[Transition]*

Returns a list of *Transition* instances

events_for (*name_or_names=None*)

Return a list containing the name of every event that guards a transition in this statechart.

If *name_or_names* is specified, it must be the name of a state (or a list of such names). Only transitions that have a source state from this list will be considered. By default, the list contains all the states.

Parameters **name_or_names** (*Union[str, List[str], None]*) – *None*, a state name or a list of state names.

Return type *List[str]*

Returns A list of event names

add_state (*state, parent*)

Add given state (a *StateMixin* instance) on given parent (its name as an *str*). If given state should be use as a root state, set *parent* to *None*.

Parameters

- **state** (*StateMixin*) – state to add
- **parent** (*Optional[str]*) – name of its parent, or None

Raises *StatechartError* –

Return type *None*

remove_state (*name*)

Remove given state.

The transitions that involve this state will also be removed. If the state is the target of an *initial* or *memory* property, their value will be set to None. If the state has children, they will be removed too.

Parameters *name* (*str*) – name of a state

Raises *StatechartError* –

Return type *None*

rename_state (*old_name*, *new_name*)

Change state name, and adapt transitions, initial state, memory, etc.

Parameters

- **old_name** (*str*) – old name of the state
- **new_name** (*str*) – new name of the state

Return type *None*

move_state (*name*, *new_parent*)

Move given state (and its children) such that its new parent is *new_parent*.

Notice that a state cannot be moved inside itself or inside one of its descendants. If the state to move is the target of an *initial* or *memory* property of its parent, this property will be set to None. The same occurs if given state is an history state.

Parameters

- **name** (*str*) – name of the state to move
- **new_parent** (*str*) – name of the new parent

Return type *None*

copy_from_statechart (*statechart*, *, *source*, *replace*, *renaming_func*=<function *Statechart*.<lambda>>)

Copy (a part of) given *statechart* into current one.

Copy *source* state, all its descendants and all involved transitions from *statechart* into current statechart. The *source* state will override *replace* state (but will be renamed to *replace*), and all its descendants in *statechart* will be copied into current statechart.

All the transitions that are involved in the process must be fully contained in *source* state (ie. for all transition T: S->T, if S (resp. T) is a descendant-or-self of *source*, then T (resp. S) must be a descendant-or-self of *source*).

If necessary, callable *renaming_func* can be provided. This function should accept a (state) name and return a (new state) name. Use *renaming_func* to avoid conflicting names in target statechart.

Parameters

- **statechart** (*Statechart*) – Source statechart from which states will be copied.
- **source** (*str*) – Name of the source state.
- **replace** (*str*) – Name of the target state. Should refer to a *StateMixin* with no child.
- **renaming_func** (*Callable*[[*str*], *str*]) – Optional callable to resolve conflicting names.

Return type *None*

validate()

Checks that every *CompoundState*'s initial state refer to one of its children Checks that every *HistoryStateMixin*'s memory refer to one of its parent's children

Return type `bool`

Returns `True`

Raises *StatechartError* –

class `sismic.model.Transition` (*source, target=None, event=None, guard=None, action=None, priority=None*)

Bases: `sismic.model.elements.ContractMixin`

Represent a transition from a source state to a target state.

A transition can be eventless (no event) or internal (no target). A condition (code as string) can be specified as a guard.

Parameters

- **source** (`str`) – name of the source state
- **target** (`Optional[str]`) – name of the target state (if transition is not internal)
- **event** (`Optional[str]`) – event name (if any)
- **guard** (`Optional[str]`) – condition as code (if any)
- **action** (`Optional[str]`) – action as code (if any)
- **priority** – priority (default to 0)

property internal

Boolean indicating whether this transition is an internal transition.

property eventless

Boolean indicating whether this transition is an eventless transition.

class `sismic.model.TransitionStateMixin`

Bases: `object`

A simple state can host transitions

2.15.9 Module *runner*

class `sismic.runner.AsyncRunner` (*interpreter, interval=0.1, execute_all=False*)

Bases: `object`

An asynchronous runner that repeatedly execute given interpreter.

The runner tries to call its *execute* method every *interval* seconds, assuming that a call to that method takes less time than *interval*. If not, subsequent call is queued and will occur as soon as possible with no delay. The runner stops as soon as the underlying interpreter reaches a final configuration.

The execution must be started with the *start* method, and can be (definitively) stopped with the *stop* method. An execution can be temporarily suspended using the *pause* and *unpause* methods. A call to *wait* blocks until the statechart reaches a final configuration.

The current state of a runner can be obtained using its *running* and *paused* properties.

While this runner can be used “as is”, it is designed to be subclassed and as such, proposes several hooks to control the execution and additional behaviours:

- *before_run*: called (only once!) when the runner is started. By default, does nothing.

- `after_run`: called (only once!) when the interpreter reaches a final configuration. configuration of the underlying interpreter is reached. By default, does nothing.
- `execute`: called at each step of the run. By default, calls the `execute_once` method of the underlying interpreter and returns a *list* of macro steps.
- `before_execute`: called right before the call to `execute()`. By default, does nothing.
- `after_execute`: called right after the call to `execute()` with the returned value of `execute()`. By default, does nothing.

By default, this runner calls the interpreter's `execute_once` method only once per cycle (meaning at least one macro step is processed during each cycle). If `execute_all` is set to `True`, then `execute_once` is repeatedly called until no macro step can be processed in the current cycle.

Parameters

- **`interpreter`** (`Interpreter`) – interpreter instance to run.
- **`interval`** (`float`) – interval between two calls to `execute`
- **`execute_all`** – Repeatedly call interpreter's `execute_once` method at each step.

property running

Holds if execution is currently running (even if it's paused).

property paused

Holds if execution is running but paused.

start ()

Start the execution.

stop ()

Stop the execution.

pause ()

Pause the execution.

unpause ()

Unpause the execution.

wait ()

Wait for the execution to finish.

execute ()

Called each time the interpreter has to be executed.

Return type `List[MacroStep]`

before_execute ()

Called before each call to `execute()`.

after_execute (steps)

Called after each call to `self.execute()`. Receives the return value of `self.execute()`.

Parameters **steps** (`List[MacroStep]`) – List of macrosteps returned by `self.execute()`

before_run ()

Called before running the execution.

after_run ()

Called after a final configuration is reached.

2.15.10 Module *testing*

`sismic.testing.state_is_entered(steps, name)`

Holds if state was entered during given steps.

Parameters

- **steps** (`Union[MacroStep, List[MacroStep]]`) – a macrostep or list of macrosteps
- **name** (`str`) – name of a state

Return type `bool`

Returns given state was entered

`sismic.testing.state_is_exited(steps, name)`

Holds if state was exited during given steps.

Parameters

- **steps** (`Union[MacroStep, List[MacroStep]]`) – a macrostep or list of macrosteps
- **name** (`str`) – name of a state

Return type `bool`

Returns given state was exited

`sismic.testing.event_is_fired(steps, name, parameters=None)`

Holds if an event was fired during given steps.

If name is None, this function looks for any event. If parameters are provided, their values are compared with the respective attribute of the event. Not *all* parameters have to be provided, as only the ones that are provided are actually compared.

Parameters

- **steps** (`Union[MacroStep, List[MacroStep]]`) – a macrostep or list of macrosteps
- **name** (`Optional[str]`) – name of an event
- **parameters** (`Optional[Mapping[str, Any]]`) – additional parameters

Return type `bool`

Returns event was fired

`sismic.testing.event_is_consumed(steps, name, parameters=None)`

Holds if an event was consumed during given steps.

If name is None, this function looks for any event. If parameters are provided, their values are compared with the respective attribute of the event. Not *all* parameters have to be provided, as only the ones that are provided are actually compared.

Parameters

- **steps** (`Union[MacroStep, List[MacroStep]]`) – a macrostep or list of macrosteps
- **name** (`Optional[str]`) – name of an event
- **parameters** (`Optional[Mapping[str, Any]]`) – additional parameters

Return type `bool`

Returns event was consumed

`sismic.testing.transition_is_processed` (*steps*, *transition=None*)

Holds if a transition was processed during given steps.

If no transition is provided, this function looks for any transition.

Parameters

- **steps** (`Union[MacroStep, List[MacroStep]]`) – a macrostep or list of macrosteps
- **transition** (`Optional[Transition]`) – a transition

Return type `bool`

Returns transition was processed

`sismic.testing.expression_holds` (*interpreter*, *expression*)

Holds if given expression holds.

Parameters

- **interpreter** (`Interpreter`) – current interpreter
- **expression** (`str`) – expression to evaluate

Return type `bool`

Returns expression holds

CREDITS

The Sismic library for Python is mainly developed by Alexandre Decan at the [University of Mons](#) with the help of many contributors.

Sismic is released publicly under the [GNU Lesser General Public Licence version 3.0 \(LGPLv3\)](#).

The source code is available on GitHub: <https://github.com/AlexandreDecan/sismic>

Use GitHub's integrated services to contribute suggestions and feature requests for this library or to report bugs.

You can cite the research article ([PDF](#)) describing the method and techniques supported by Sismic using:

```
@article{sismic2018-sosym,
  author = {Mens, Tom and Decan, Alexandre and Spanoudakis, Nikolaos},
  journal = {Software and Systems Modeling},
  publisher = {Springer},
  year = 2018,
  title = {A method for testing and validating executable statechart models},
  doi = {10.1007/s10270-018-0676-3},
  url = {https://link.springer.com/article/10.1007/s10270-018-0676-3},
}
```

You can cite the Sismic library itself using:

```
@article{sismic-article,
  title = "Sismic--A Python library for statechart execution and testing",
  journal = "SoftwareX",
  volume = "12",
  pages = "100590",
  year = "2020",
  issn = "2352-7110",
  doi = "https://doi.org/10.1016/j.softx.2020.100590",
  url = "http://www.sciencedirect.com/science/article/pii/S2352711020303034",
  author = "Alexandre Decan and Tom Mens",
}
```

or

```
@software{sismic,
  author = {Decan, Alexandre},
  title = {Sismic Interactive Statechart Model Interpreter and Checker},
  url = {https://github.com/AlexandreDecan/sismic},
}
```


PYTHON MODULE INDEX

S

- `sismic.bdd`, 79
- `sismic.clock`, 80
- `sismic.code`, 81
- `sismic.exceptions`, 87
- `sismic.helpers`, 89
- `sismic.interpreter`, 90
- `sismic.io`, 93
- `sismic.model`, 94
- `sismic.runner`, 102
- `sismic.testing`, 104

Symbols

_apply_step() (sismic.interpreter.Interpreter method), 22
 _compute_steps() (sismic.interpreter.Interpreter method), 21
 _create_stabilization_step() (sismic.interpreter.Interpreter method), 22
 _create_steps() (sismic.interpreter.Interpreter method), 22
 _select_event() (sismic.interpreter.Interpreter method), 21
 _select_transitions() (sismic.interpreter.Interpreter method), 21
 _sort_transitions() (sismic.interpreter.Interpreter method), 22

A

ActionStateMixin (class in sismic.model), 94
 add_state() (sismic.model.Statechart method), 100
 add_transition() (sismic.model.Statechart method), 99
 after_execute() (sismic.runner.AsyncRunner method), 103
 after_run() (sismic.runner.AsyncRunner method), 103
 ancestors_for() (sismic.model.Statechart method), 98
 AsyncRunner (class in sismic.runner), 102
 attach() (sismic.interpreter.Interpreter method), 90

B

BasicState (class in sismic.model), 94
 before_execute() (sismic.runner.AsyncRunner method), 103
 before_run() (sismic.runner.AsyncRunner method), 103
 bind() (sismic.interpreter.Interpreter method), 91
 bind_property_statechart() (sismic.interpreter.Interpreter method), 91

C

children_for() (sismic.model.Statechart method),

98

Clock (class in sismic.clock), 80
 CodeEvaluationError, 87
 CompositeStateMixin (class in sismic.model), 94
 CompoundState (class in sismic.model), 94
 configuration() (sismic.interpreter.Interpreter property), 90
 ConflictingTransitionsError, 88
 context() (sismic.code.DummyEvaluator property), 83
 context() (sismic.code.Evaluator property), 82
 context() (sismic.code.PythonEvaluator property), 86
 context() (sismic.interpreter.Interpreter property), 90
 ContractError, 88
 ContractMixin (class in sismic.model), 95
 copy_from_statechart() (sismic.model.Statechart method), 101
 coverage_from_trace() (in module sismic.helpers), 89

D

DeepHistoryState (class in sismic.model), 95
 depth_for() (sismic.model.Statechart method), 98
 descendants_for() (sismic.model.Statechart method), 98
 detach() (sismic.interpreter.Interpreter method), 91
 DummyEvaluator (class in sismic.code), 83

E

entered_states() (sismic.model.MacroStep property), 96
 evaluate_guard() (sismic.code.DummyEvaluator method), 83
 evaluate_guard() (sismic.code.Evaluator method), 82
 evaluate_guard() (sismic.code.PythonEvaluator method), 86
 evaluate_invariants() (sismic.code.DummyEvaluator method), 83
 evaluate_invariants() (sismic.code.Evaluator method), 83

- evaluate_invariants() (*mic.code.PythonEvaluator method*), 86
 evaluate_postconditions() (*mic.code.DummyEvaluator method*), 84
 evaluate_postconditions() (*mic.code.Evaluator method*), 83
 evaluate_postconditions() (*mic.code.PythonEvaluator method*), 86
 evaluate_preconditions() (*mic.code.DummyEvaluator method*), 84
 evaluate_preconditions() (*mic.code.Evaluator method*), 82
 evaluate_preconditions() (*mic.code.PythonEvaluator method*), 86
 Evaluator (*class in seismic.code*), 81
 Event (*class in seismic.interpreter*), 92
 Event (*class in seismic.model*), 95
 event() (*seismic.model.MacroStep property*), 96
 event_is_consumed() (*in module seismic.testing*), 104
 event_is_fired() (*in module seismic.testing*), 104
 eventless() (*seismic.model.Transition property*), 102
 events_for() (*seismic.model.Statechart method*), 100
 execute() (*seismic.interpreter.Interpreter method*), 92
 execute() (*seismic.runner.AsyncRunner method*), 103
 execute_action() (*seismic.code.DummyEvaluator method*), 84
 execute_action() (*seismic.code.Evaluator method*), 82
 execute_action() (*seismic.code.PythonEvaluator method*), 86
 execute_bdd() (*in module seismic.bdd*), 79
 execute_on_entry() (*mic.code.DummyEvaluator method*), 84
 execute_on_entry() (*seismic.code.Evaluator method*), 82
 execute_on_entry() (*mic.code.PythonEvaluator method*), 87
 execute_on_exit() (*seismic.code.DummyEvaluator method*), 84
 execute_on_exit() (*seismic.code.Evaluator method*), 82
 execute_on_exit() (*seismic.code.PythonEvaluator method*), 87
 execute_once() (*seismic.interpreter.Interpreter method*), 92
 execute_statechart() (*mic.code.DummyEvaluator method*), 84
 execute_statechart() (*seismic.code.Evaluator method*), 82
 execute_statechart() (*mic.code.PythonEvaluator method*), 87
 ExecutionError, 87
 exited_states() (*seismic.model.MacroStep property*), 96
 export_to_plantuml() (*in module seismic.io*), 93
 export_to_yaml() (*in module seismic.io*), 93
 expression_holds() (*in module seismic.testing*), 105
- ## F
- final() (*seismic.interpreter.Interpreter property*), 90
 FinalState (*class in seismic.model*), 95
- ## H
- HistoryStateMixin (*class in seismic.model*), 95
- ## I
- import_from_yaml() (*in module seismic.io*), 93
 internal() (*seismic.model.Transition property*), 102
 InternalEvent (*class in seismic.interpreter*), 92
 InternalEvent (*class in seismic.model*), 96
 Interpreter (*class in seismic.interpreter*), 90
 InvariantError, 89
- ## L
- leaf_for() (*seismic.model.Statechart method*), 99
 least_common_ancestor() (*seismic.model.Statechart method*), 99
 log_trace() (*in module seismic.helpers*), 89
- ## M
- MacroStep (*class in seismic.model*), 96
 map_action() (*in module seismic.bdd*), 79
 map_assertion() (*in module seismic.bdd*), 80
 MetaEvent (*class in seismic.interpreter*), 93
 MetaEvent (*class in seismic.model*), 96
 MicroStep (*class in seismic.model*), 96
 module
 seismic.bdd, 79
 seismic.clock, 80
 seismic.code, 81
 seismic.exceptions, 87
 seismic.helpers, 89
 seismic.interpreter, 90
 seismic.io, 93
 seismic.model, 94
 seismic.runner, 102
 seismic.testing, 104
 move_state() (*seismic.model.Statechart method*), 101
- ## N
- NonDeterminismError, 88
- ## O
- OrthogonalState (*class in seismic.model*), 97

P

parent_for() (*sismic.model.Statechart* method), 98
 pause() (*sismic.runner.AsyncRunner* method), 103
 paused() (*sismic.runner.AsyncRunner* property), 103
 PostconditionError, 88
 preamble() (*sismic.model.Statechart* property), 98
 PreconditionError, 88
 PropertyStatechartError, 88
 PythonEvaluator (*class in sismic.code*), 85

Q

queue() (*sismic.interpreter.Interpreter* method), 92

R

remove_state() (*sismic.model.Statechart* method), 100
 remove_transition() (*sismic.model.Statechart* method), 99
 rename_state() (*sismic.model.Statechart* method), 101
 root() (*sismic.model.Statechart* property), 97
 rotate_transition() (*sismic.model.Statechart* method), 99
 run_in_background() (*in module sismic.helpers*), 89
 running() (*sismic.runner.AsyncRunner* property), 103

S

sent_events() (*sismic.model.MacroStep* property), 96
 ShallowHistoryState (*class in sismic.model*), 97
 SimulatedClock (*class in sismic.clock*), 80
 sismic.bdd
 module, 79
 sismic.clock
 module, 80
 sismic.code
 module, 81
 sismic.exceptions
 module, 87
 sismic.helpers
 module, 89
 sismic.interpreter
 module, 90
 sismic.io
 module, 93
 sismic.model
 module, 94
 sismic.runner
 module, 102
 sismic.testing
 module, 104
 SismicError, 87

speed() (*sismic.clock.SimulatedClock* property), 81
 start() (*sismic.clock.SimulatedClock* method), 80
 start() (*sismic.runner.AsyncRunner* method), 103
 state_for() (*sismic.model.Statechart* method), 98
 state_is_entered() (*in module sismic.testing*), 104
 state_is_exited() (*in module sismic.testing*), 104
 Statechart (*class in sismic.model*), 97
 statechart() (*sismic.interpreter.Interpreter* property), 90
 StatechartError, 87
 StateMixin (*class in sismic.model*), 97
 states() (*sismic.model.Statechart* property), 98
 steps() (*sismic.model.MacroStep* property), 96
 stop() (*sismic.clock.SimulatedClock* method), 81
 stop() (*sismic.runner.AsyncRunner* method), 103
 SynchronizedClock (*class in sismic.clock*), 81

T

time() (*sismic.clock.Clock* property), 80
 time() (*sismic.clock.SimulatedClock* property), 81
 time() (*sismic.clock.SynchronizedClock* property), 81
 time() (*sismic.clock.UtcClock* property), 81
 time() (*sismic.interpreter.Interpreter* property), 90
 time() (*sismic.model.MacroStep* property), 96
 Transition (*class in sismic.model*), 102
 transition_is_processed() (*in module sismic.testing*), 104
 transitions() (*sismic.model.MacroStep* property), 96
 transitions() (*sismic.model.Statechart* property), 99
 transitions_from() (*sismic.model.Statechart* method), 100
 transitions_to() (*sismic.model.Statechart* method), 100
 transitions_with() (*sismic.model.Statechart* method), 100
 TransitionStateMixin (*class in sismic.model*), 102

U

unpause() (*sismic.runner.AsyncRunner* method), 103
 UtcClock (*class in sismic.clock*), 81

V

validate() (*sismic.model.Statechart* method), 101

W

wait() (*sismic.runner.AsyncRunner* method), 103
 with_traceback() (*sismic.exceptions.CodeEvaluationError* method), 87

`with_traceback()` (*ismic.exceptions.ConflictingTransitionsError*
method), 88

`with_traceback()` (*ismic.exceptions.ContractError* *method*), 88

`with_traceback()` (*ismic.exceptions.ExecutionError* *method*),
87

`with_traceback()` (*ismic.exceptions.InvariantError* *method*),
89

`with_traceback()` (*ismic.exceptions.NonDeterminismError* *method*),
88

`with_traceback()` (*ismic.exceptions.PostconditionError* *method*),
88

`with_traceback()` (*ismic.exceptions.PreconditionError* *method*),
88

`with_traceback()` (*ismic.exceptions.PropertyStatechartError*
method), 88

`with_traceback()` (*ismic.exceptions.SismicError*
method), 87

`with_traceback()` (*ismic.exceptions.StatechartError* *method*),
87